

**2018
Annual Report
of the
Superintendent**

**Division of Credit Unions
Department of Commerce
State of Iowa**

**Published by
The State of Iowa**



KIM REYNOLDS, GOVERNOR
ADAM GREGG, LT. GOVERNOR

IOWA DEPARTMENT OF COMMERCE
DIVISION OF CREDIT UNIONS
KATIE AVERILL, SUPERINTENDENT

THE HONORABLE KIM REYNOLDS
Governor of Iowa
State Capitol
Des Moines, Iowa 50319

Governor Reynolds:

In accordance with Iowa Code § 533.114, it is my privilege to submit the annual report on the condition of Iowa's credit unions. The information contained in the 2018 Iowa Annual Report of the Superintendent is compiled from year-end call reports filed with this office and with the National Credit Union Administration, the U.S. Government agency insuring deposits in all Iowa credit unions. The statement of condition of Iowa's credit unions, included within this Report, represents the 87 state-chartered credit unions whose principal place of business is in this state. Continuing the trend of previous years, Iowa credit unions' financial stability remains strong and demonstrates that credit unions are favorably positioned to serve the financial needs of the citizens of this state. The aggregate net worth of Iowa's natural person state-chartered credit unions remains strong at 10.41% of total regulated assets. This ratio is an important indicator of credit union preparedness to meet and withstand the financial challenges of today and into the foreseeable future.

Iowa credit unions are not-for-profit financial cooperatives with over 1.3 million member-owners. Membership grew by 56,015 in 2018, indicating credit unions are offering the products and services to meet the borrowing and savings needs of their member-owners. Total assets grew 10.45%, loans grew 15.21%, and the year ended with an 84.08% loan-to-savings ratio. Credit unions returned 15.96% of total income to their members last year in the form of dividends and interest on savings and deposits, while increasing total equity by 9.69%. These figures indicate Iowa credit unions are continuing to contribute to the financial well-being of their members and improving the economy in their communities in Iowa. It remains the Division of Credit Union's policy to perform its regulatory and supervisory responsibilities to ensure safe and sound institutions, while listening to the needs of Iowa's credit unions and the citizens of this state.

Respectfully submitted,

A handwritten signature in black ink, appearing to read "Katie Averill".

Katherine E Averill
Superintendent of Credit Unions

Table of Contents

General Information

Letter of Transmittal, Superintendent of Credit Unions	2
Table of Contents	3
Division of Credit Unions Review Board Gubernatorial Appointees	4
Division of Credit Unions Staff	4
Division of Credit Unions Revenue and Expenses	5

Credit Union Changes

Credit Union Name Changes During 2018	6
Credit Union Mergers in 2018	6
Credit Unions Chartered	6

Financial Statements

Consolidated Financial Condition of Iowa State Chartered Credit Unions	7
Consolidated Income Statement of Iowa State Chartered Credit Unions	8

Summary of Key Information

Asset Growth Graph	9
Number of Credit Unions	9
Net Worth Graph	10
Net Worth Growth vs. Asset Growth Graph	10

Credit Union Statistics

Iowa Credit Unions by City	11
Asset Ranking of Iowa State Chartered Credit Unions	17

Division of Credit Unions Review Board Gubernatorial Appointees

Board Member	City	Term Beginning	Term Ending
Dave J. Cale	West Des Moines	May 1, 2012	April 30, 2021
Timothy J. Marcsisak	Atlantic	May 1, 2015	April 30, 2021
Becky L. Zemlicka *	Clive	May 1, 2012	April 30, 2021
Janet C. Pepper **	Des Moines	May 1, 2017	April 30, 2020
Vacant		May 1, 2016	April 30, 2019
Jeffrey L. Hayes	Cherokee	May 1, 2016	April 30, 2019
Scott Zahnle	Ames	May 1, 2016	April 30, 2019

* Chairperson

** Public Member

Division of Credit Unions Staff

Employee	Title
Katherine E. Averill	Superintendent
Sara K. Larkin	Secretary
Jessica Pollmeier	Executive Officer and Legal Counsel
Amanda S. Swangel	Information Technology Specialist
Kevin P. Gorman	Credit Union Examiner Supervisor
Stephen D. Hindman	Senior Credit Union Examiner
Christopher M. Kumpf	Senior Credit Union Examiner
Craig E. Stewart	Senior Credit Union Examiner
Justin Alliss	Credit Union Examiner
Danielle Roberts	Credit Union Examiner
Casey Stevens	Credit Union Examiner
Isaac Strohmman	Credit Union Examiner
Jackson Williams	Credit Union Examiner

Division of Credit Unions Revenue and Expenses 7/1/2017 Through 6/30/2018

REVENUE		
Operating Fees		\$1,682,643
Other		\$10,249
TOTAL REVENUE		\$1,692,892
EXPENSES		
Salaries and Wages		\$1,064,295
FICA, IPERS, Ins.		\$367,358
Subtotal		\$1,431,653
Travel		
In State		\$87,592
Out of State		\$10,686
Subtotal		\$98,278
Office		
Supplies		\$2,989
Postage		\$401
Communications		\$25,697
Building Rent		\$36,236
IT Equipment/Software		\$14,234
Equipment Repairs & Service		\$927
Equipment Purchases		\$0
Organization Dues & Subscriptions		\$21,203
Printing & Advertising Expenses		\$0
Subtotal		\$101,687
Other		
Transfers to Auditor of State		\$7,491
Transfers to Attorney General		\$12,000
Transfers to Office of Chief Information Officer		\$26,386
Transfers to Other Agencies		\$10,553
DAS Indirect Cost Expense		\$4,838
Subtotal		\$61,268
TOTAL EXPENSES *		\$1,692,886

* The total revenue of the Division of Credit Unions for each fiscal year is based on the actual operating expenses of the Division for that fiscal year. Iowa Code Section 533.112. The "balance carried forward" is the account balance remaining at the end of the fiscal year. The "balance carried forward" for this fiscal year is \$6.

Credit Union Name Changes During 2018

Charter #	City	Old Name	New Name
681	Keokuk	LeeCo	Lee County
473	Cedar Falls	UNI	Unite

Credit Union Mergers and Dissolutions in 2018

Charter #	City	Credit Union
318	Burlington	Des Moines County Postal merged with Alliant.
602	Denison	Consumers merged with SAC Federal.
217	Davenport	Bent River Community merged with Marine (Wisconsin).

Credit Unions Chartered in 2018

Charter #	City	Credit Union
828	Council Bluffs	SAC Federal became Cobalt in November of 2018

Consolidated Financial Condition of Iowa State Chartered Credit Unions

	12/31/2018	% Change	#!/\$ Change	12/31/2017
Number of Credit Unions	87	-2.24%	-2	89
Number of Members	1,299,939	12.32%	160,148	1,139,791

ASSETS

Total Loans	\$16,741,376,544	18.05%	\$3,021,921,595	\$13,719,454,949
Allowance for Loan Loss	\$111,108,359	18.26%	\$20,291,064	\$90,817,295
Net Loans	\$16,630,268,185	18.04%	\$3,001,630,531	\$13,628,637,654
Loans Held For Sale	\$36,884,499	-70.86%	(\$26,137,344)	\$63,021,843
Cash	\$620,670,799	-16.26%	(\$100,961,377)	\$721,632,176
Investments	\$1,740,670,314	-2.69%	(\$46,953,683)	\$1,787,623,997
Fixed Assets	\$424,001,710	15.94%	\$67,599,567	\$356,402,143
Other Assets	\$312,958,123	-35.09%	(\$109,830,589)	\$422,788,712
Insurance Fund Deposit	\$142,726,694	14.21%	\$20,287,064	\$122,439,630
TOTAL ASSETS	\$19,911,332,496	14.09%	\$2,805,446,441	\$17,105,886,055

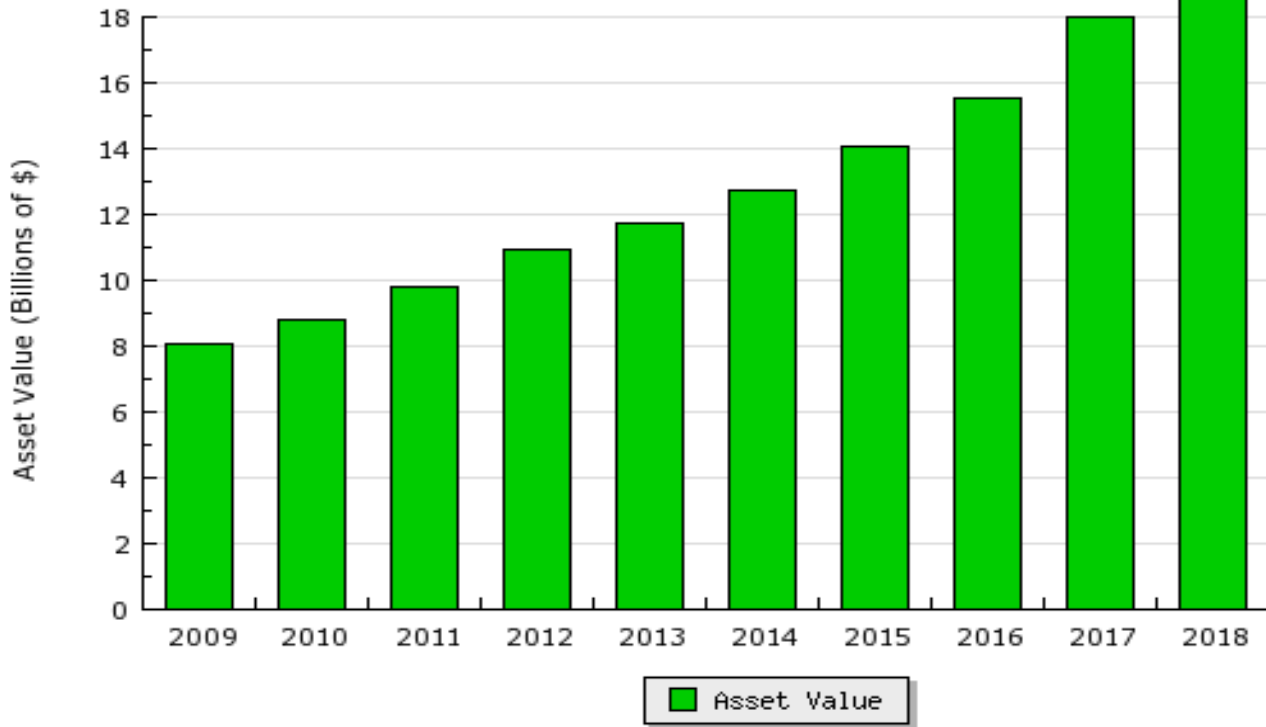
LIABILITIES

Shares	\$4,681,278,358	16.35%	\$548,513,698	\$3,915,593,444
Share Drafts	\$1,907,512,742	-8.24%	(\$353,274,472)	\$2,064,667,410
Other Shares & Deposits	\$9,409,233,518	13.86%	\$991,796,566	\$8,105,007,305
Total Savings	\$15,998,024,618	11.96%	\$1,187,035,792	\$14,085,268,159
Other Liabilities	\$177,968,489	-5.23%	(\$22,912,097)	\$187,268,056
Notes Payable	\$1,690,739,601	37.99%	\$540,974,088	\$1,048,376,891
Legal Reserve	\$636,705,571	14.50%	\$92,313,566	\$544,392,005
Other Reserves	\$184,832,621	1.93%	\$3,577,379	\$181,255,242
Undivided Earnings	\$1,217,142,252	15.45%	\$188,043,626	\$1,029,098,626
Unrealized Gains/Losses	(\$20,392,964)	-713.13%	(\$23,718,997)	\$3,326,033
Other Equity	(\$3,412,680)	-0.41%	\$13,948	(\$3,426,628)
Total Equity	\$2,014,894,005	12.87%	\$259,399,368	\$1,755,494,637
TOTAL LIABILITIES	\$19,911,332,496	14.09%	\$2,805,446,441	\$17,105,886,055
Total Capital	\$2,126,002,364	13.16%	\$279,690,432	\$1,846,311,932

Consolidated Income Statement of Iowa State Chartered Credit Unions

	12/31/2018	% of Income	12/31/2017	% of Income	% Change
INCOME					
Interest on Loans	\$712,151,314	69.88%	\$569,361,813	68.54%	27.07%
Less: Interest Refund	(\$415,676)	-0.04%	(\$268,180)	-0.03%	55%
Net Interest Income	\$711,735,638	69.84%	\$569,093,633	68.51%	25.06%
Income Trading Securities	\$0	0%	\$0	0%	0%
Investment Income	\$57,326,421	5.63%	\$48,495,044	5.84%	18.21%
Fee Income	\$119,525,943	11.73%	\$100,665,966	12.12%	18.75%
Other Operating Income	\$130,454,319	12.8%	\$112,446,878	13.54%	16.01%
TOTAL INCOME	\$1,019,042,321	100%	\$830,701,521	100%	22.67%
OPERATING EXPENSE					
Compensation & Benefits	\$277,123,901	27.19%	\$241,748,501	29.10%	29.10%
Travel & Conference	\$5,692,561	0.56%	\$4,941,527	0.59%	15.20%
Office Occupancy	\$37,900,907	3.72%	\$30,708,381	3.70%	23.42%
Office Operations	\$77,430,694	7.6%	\$67,332,640	8.11%	15.00%
Education & Promotional	\$35,546,280	3.49%	\$29,213,341	3.52%	21.68%
Loan Servicing	\$45,335,470	4.45%	\$38,551,217	4.64%	17.60%
Professional Services	\$50,562,180	4.96%	\$43,855,148	5.28%	15.29%
Provision for Loan and Lease Loss	\$78,901,841	7.74%	\$58,361,425	7.02%	35.20%
Member Insurance	\$94,487	0.01%	\$179,699	0.02%	-47.42%
Operating Fee	\$2,219,001	0.22%	\$1,840,152	0.22%	20.59%
Miscellaneous	\$10,544,531	1.03%	\$8,300,634	1.00%	27.03%
TOTAL OPERATING EXPENSE	\$621,351,853	60.97%	\$525,032,665	63.20%	18.35%
INTEREST EXPENSE					
Dividends on Shares	\$137,382,600	13.48%	\$97,483,782	11.74%	40.93%
Interest on Deposits	\$25,276,175	2.48%	\$19,591,961	2.36%	29.01%
Interest on Borrowed Funds	\$31,996,942	3.14%	\$13,749,687	1.66%	132.71%
TOTAL INTEREST EXPENSE	\$194,655,717	19.1%	\$130,825,430	15.75%	48.79%
Gain/(Loss) Fixed Assets	(\$507,955)	-0.05%	(\$485,456)	0.06%	-4.63%
Gain/(Loss) Investments	\$1,445,732	0.14%	\$2,737,984	0.33%	-47.2%
NCUSIF Restablization Expense	\$0	0%	\$0	0%	0%
Non-Operating Income	\$1,648,610	0.16%	\$1,886,456	0.23%	-12.61%
Net Income Before Required Reserve Transfers	\$205,621,138	20.18%	\$178,982,410	21.55%	14.88%
Required Reserve Transfer	\$72,225,304	7.09%	\$60,483,261	7.28%	19.41%
NET INCOME	\$133,395,834	13.09%	\$118,499,149	14.27%	12.57%

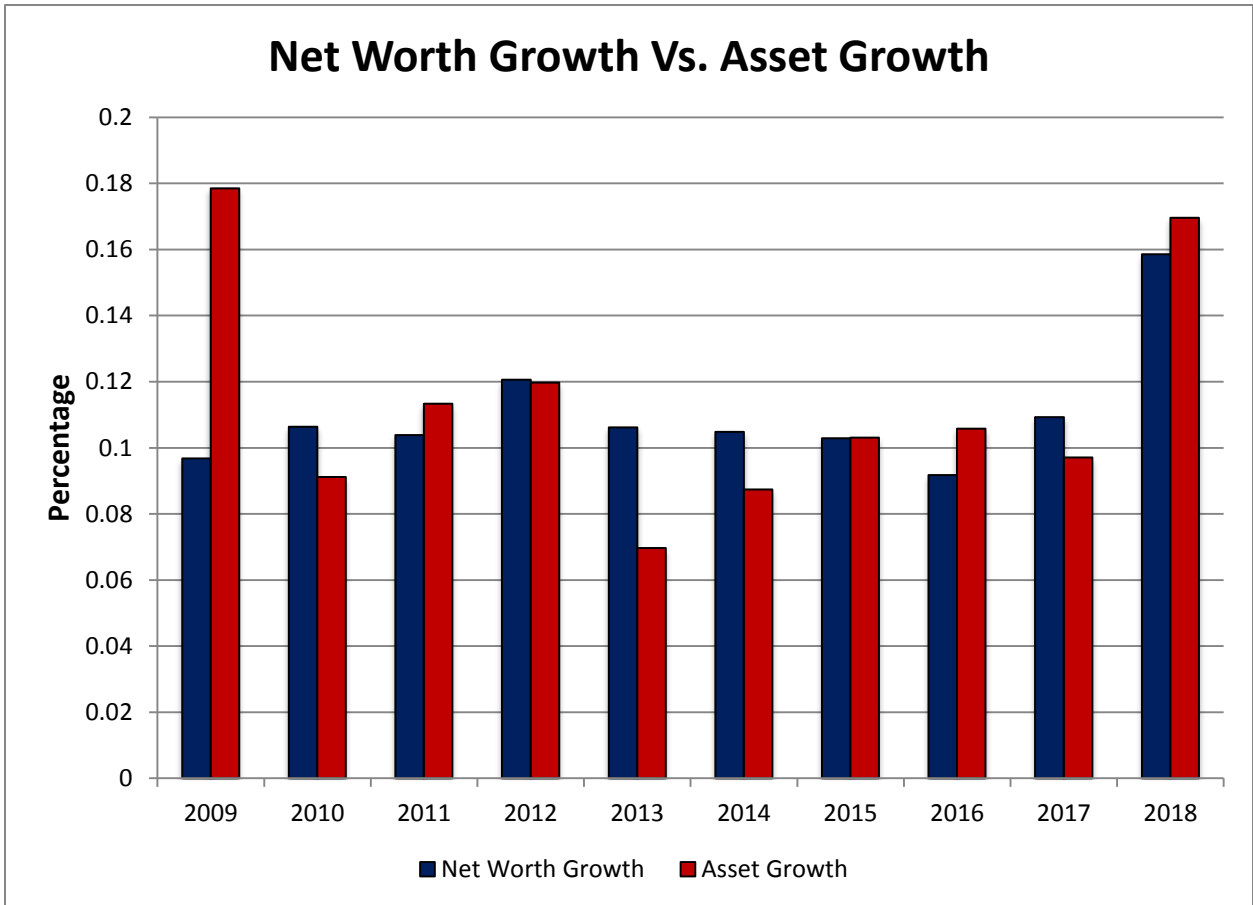
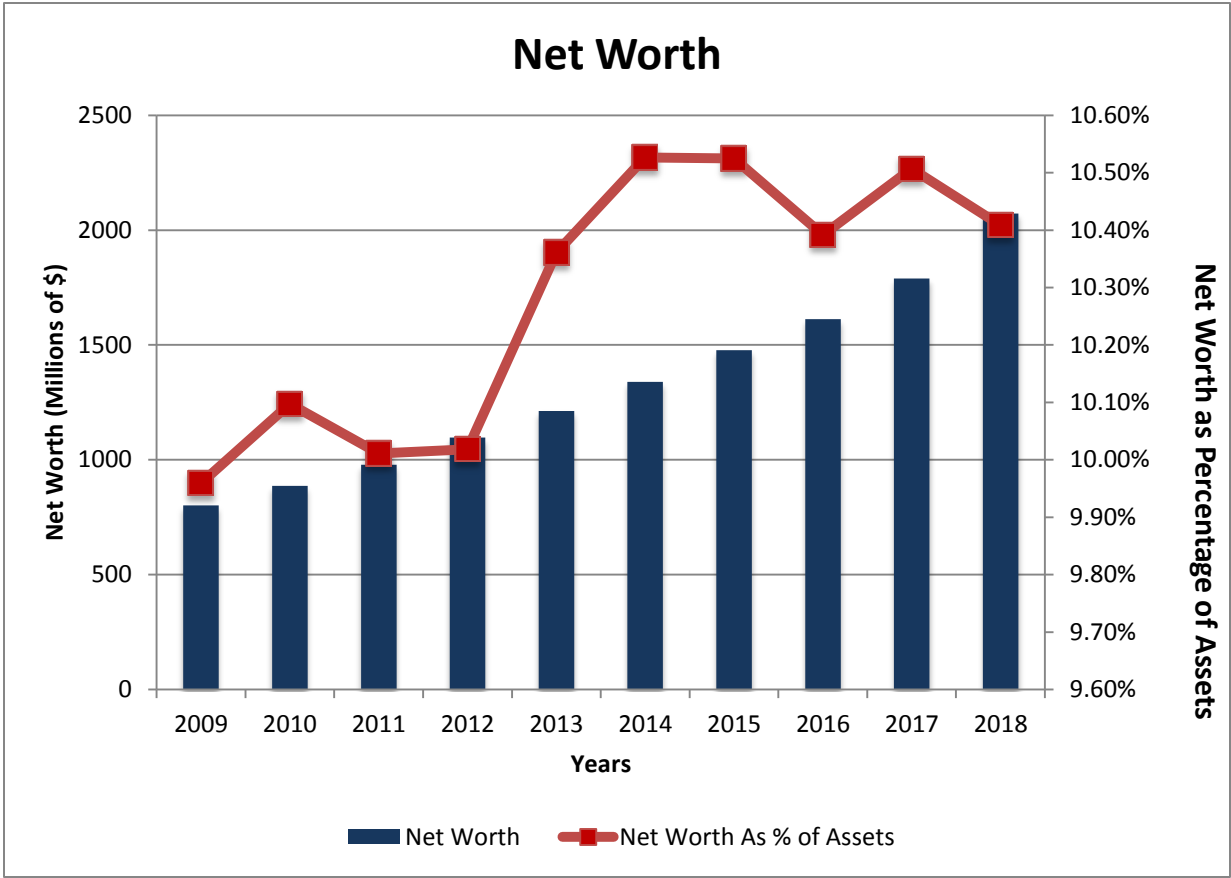
Asset Growth



Iowa's 87 state chartered credit unions reported total assets of \$19.91 billion at the close of December 31, 2018. As the graph illustrates, assets in Iowa's state chartered natural person credit unions have grown steadily for ten years. This indicates that Iowa's credit unions continue to prosper and serve their members.

Number of Credit Unions

Year	Beginning	Approved	Removed	Ending
2018	89	1	3	87
2017	93	0	4	89
2016	95	0	2	93
2015	106	0	11	95
2014	114	0	8	106
2013	120	0	6	114
2012	129	0	9	120
2011	133	0	4	129
2010	136	0	3	133
2009	139	0	3	136



Iowa Credit Unions by City

Location, Name	Address	Total Assets	Net Loans	Savings & Deposits	Other Liabilities	Net Worth	Other Equity
Ames							
Greater Iowa	1509 Baltimore Drive	\$456,627,727	\$371,819,625	\$390,273,853	\$27,415,646	\$39,133,236	(\$195,008)
River Valley	2811 E 13th Street	\$70,204,313	\$49,547,231	\$55,199,328	\$7,277,041	\$7,727,944	\$0
Atlantic							
Nishna Valley	200 Maple Street	\$33,849,553	\$14,323,542	\$30,984,338	\$77,554	\$2,787,661	\$0
Bettendorf							
Ascentra	1710 Grant Street	\$405,453,244	\$303,712,804	\$332,874,117	\$28,955,059	\$44,312,334	(\$454,366)
Burlington							
Burlington Municipal Employees	418 Valley Street	\$4,744,496	\$3,312,395	\$4,307,694	\$15,728	\$421,074	\$0
Casebine Community	485 West Burlington Avenue	\$29,532,429	\$14,385,916	\$23,751,181	\$719,796	\$5,065,011	(\$3,559)
Camanche							
1st Gateway	Highway 67 N	\$147,876,429	\$126,353,907	\$114,693,090	\$16,635,930	\$16,547,409	\$0
Cedar Falls							
Cedar Falls Community	123 W 4th Street	\$119,511,082	\$94,342,498	\$99,679,544	\$791,508	\$20,132,955	(\$1,092,925)
Unite	802 W 29th Street	\$21,785,011	\$10,144,228	\$18,542,516	\$51,988	\$3,017,290	\$0
Cedar Rapids							
Collins Community	1150 42nd Street NE	\$1,315,218,196	\$1,137,052,616	\$977,782,688	\$238,814,720	\$100,901,912	(\$2,281,124)
Linn Area	3015 Blairs Ferry Road NE	\$476,161,924	\$401,632,966	\$346,533,495	\$88,418,588	\$42,108,372	(\$898,531)
Metco	115 8th Avenue SW	\$33,280,102	\$24,304,956	\$28,965,646	\$253,560	\$4,060,896	\$0
Quaker Oats	3535 Center Point Road NE	\$9,657,089	\$6,889,531	\$8,128,397	\$37,528	\$1,491,164	\$0
St Ludmila's	2107 J Street SW	\$339,214	\$262,615	\$228,813	\$863	\$109,538	\$0
Teamsters Local #238	5050 J Street SW	\$8,631,840	\$3,391,158	\$7,623,934	\$83,577	\$924,329	\$0
Centerville							
Industrial Employees	1513 S 18th Street	\$8,723,176	\$4,145,187	\$7,254,199	\$19,747	\$1,449,230	\$0

Iowa Credit Unions by City

Location, Name	Address	Total Assets	Net Loans	Savings & Deposits	Other Liabilities	Net Worth	Other Equity
Charles City							
Family Community	1211 N Grand Avenue	\$18,373,623	\$6,163,654	\$16,011,837	\$80,502	\$2,281,284	\$0
Cherokee							
North Star Community	1030 S Second Street	\$90,503,948	\$60,139,107	\$79,870,819	\$366,884	\$10,244,417	\$21,828
Clinton							
Aegis	1200 North 2nd Street	\$14,911,211	\$13,481,871	\$12,826,466	\$52,931	\$2,031,814	\$0
Council Bluffs							
Cobalt	1712 Madison Ave	\$1,003,102,189	\$859,783,161	\$772,896,747	\$142,433,783	\$87,771,659	\$0
North Western Employees	1411 W Broadway	\$7,145,240	\$4,572,984	\$5,565,406	\$11,619	\$1,568,215	\$0
United	1900 W Broadway	\$16,478,234	\$4,824,398	\$14,628,363	\$17,864	\$1,832,007	\$0
Davenport							
Davenport Police Department	227 W 4th Street	\$4,134,241	\$1,841,141	\$3,542,308	\$9,517	\$582,416	\$0
MA Ford Employees	7737 NW Blvd	\$1,698,166	\$531,675	\$1,502,361	\$190	\$195,615	\$0
The Family	1530 W 53rd Street	\$155,867,531	\$98,323,195	\$133,664,557	\$399,196	\$21,926,034	(\$122,256)
Des Moines							
Affinity	475 NW Hoffman Lane	\$114,653,845	\$96,742,771	\$102,356,712	\$1,773,446	\$10,397,151	\$126,536
Capitol View	623 E 12th Street	\$36,428,108	\$21,898,915	\$30,642,105	\$161,201	\$5,624,802	\$0
Cornerstone Community	414 61st Street	\$20,525,137	\$14,569,062	\$17,849,935	\$886,268	\$1,903,004	(\$114,070)
Des Moines Fire Department	1330 Mulberry Street	\$4,357,975	\$3,017,585	\$3,524,472	\$0	\$833,503	\$0
Des Moines Metro	100 University Avenue	\$55,700,815	\$28,444,956	\$47,911,656	\$1,059,224	\$6,729,935	\$0
Des Moines Water Works	2201 George Flagg Parkway	\$1,415,474	\$1,063,887	\$1,225,739	\$5,778	\$183,957	\$0
Polk County	111 Court Avenue - Adm Bldg	\$5,430,954	\$4,232,192	\$4,462,857	\$271	\$967,826	\$0
Premier	800 9th Street	\$199,448,586	\$171,643,322	\$159,764,682	\$19,014,500	\$20,669,404	\$0
Serve	423 E Court Ave	\$69,275,786	\$53,660,965	\$57,256,714	\$1,450,388	\$10,587,490	(\$18,806)
Tradesmen Community	1400 2nd Avenue	\$58,949,706	\$29,772,909	\$50,347,713	\$203,908	\$8,392,732	\$5,353

Iowa Credit Unions by City

Location, Name	Address	Total Assets	Net Loans	Savings & Deposits	Other Liabilities	Net Worth	Other Equity
Des Moines continued...							
Village	601 E Court	\$14,958,120	\$12,814,270	\$13,033,113	\$281,457	\$1,643,550	\$0
Dubuque							
Alliant	1200 Associates Drive, Suite 102	\$126,008,933	\$96,767,304	\$109,533,170	\$879,339	\$15,596,424	\$0
Du Trac Community	3465 Asbury Road	\$709,901,629	\$588,543,022	\$616,168,803	\$4,802,900	\$91,715,509	(\$2,785,583)
Dubuque Postal Employees	1155 Loras Blvd	\$4,615,981	\$1,046,263	\$4,069,951	\$16,203	\$529,827	\$0
Dupaco Community	3999 Pennsylvania Ave.	\$1,696,414,367	\$1,121,471,594	\$1,341,387,999	\$103,241,502	\$264,269,029	(\$10,893,000)
Holy Ghost Parish	66 W. 32nd St.	\$28,128,921	\$222,532	\$24,818,182	\$232,476	\$3,078,263	\$0
Morrison Employees	66 W. 32nd Street	\$1,802,441	\$227,796	\$1,286,924	\$6,086	\$509,431	\$0
Eldora							
ETS	3211 W Edgington Avenue	\$2,413,047	\$895,363	\$1,941,885	\$1,145	\$470,017	\$0
Estherville							
Employees	2714 Central Avenue	\$97,494,304	\$55,357,386	\$75,874,485	\$513,355	\$21,106,464	\$0
Fort Dodge							
Citizens Community	2012 1st Avenue South	\$199,150,267	\$164,580,642	\$164,661,481	\$3,715,640	\$30,773,146	\$0
Fort Dodge Family	407 2nd Avenue S	\$29,665,289	\$18,574,528	\$25,707,596	\$236,593	\$3,721,100	\$0
Fort Madison							
DuPont Employees	801 35th Street	\$3,829,505	\$2,550,419	\$3,176,492	\$2,574	\$650,439	\$0
Harlan							
Town and Country	1414 Chatburn Ave	\$26,408,172	\$22,540,109	\$22,029,187	\$1,762,177	\$2,616,808	\$0
Humboldt							
Power Co-op Employees	1208 N 13th Street	\$34,684,221	\$15,809,699	\$28,022,828	\$39,752	\$6,621,641	\$0
Jesup							
St Athanasius	1255 3rd Street	\$838,069	\$582,591	\$735,749	\$315	\$102,005	\$0

Iowa Credit Unions by City

Location, Name	Address	Total Assets	Net Loans	Savings & Deposits	Other Liabilities	Net Worth	Other Equity
Johnston							
Community Choice	6163 NW 86th Street, Suite 105	\$506,691,731	\$415,164,002	\$425,992,361	\$25,378,401	\$55,874,367	(\$553,398)
Keokuk							
KAH	1600 Morgan Street	\$1,690,227	\$570,736	\$1,158,516	\$7,644	\$524,067	\$0
Lee County	123 Boulevard Road, Ste. 5	\$3,417,611	\$1,845,748	\$2,627,647	\$2,761	\$787,203	\$0
SECU	3200 Main Street	\$1,972,873	\$1,388,370	\$1,259,366	\$206,738	\$506,769	\$0
The Hub-Co	310 Bank Street	\$18,348,865	\$10,689,390	\$16,506,252	\$53,845	\$1,788,768	\$0
Le Mars							
NW IOWA	1411 Industrial Road SW	\$50,127,377	\$34,529,704	\$43,688,861	\$53,813	\$6,384,703	\$0
Marshalltown							
Lennox Employees	1004 E Main Street	\$43,889,016	\$26,050,157	\$38,324,232	\$86,719	\$5,684,726	(\$206,661)
Members 1st Community	910 S 12th Avenue	\$169,759,406	\$113,973,627	\$150,076,516	\$1,539,437	\$18,143,453	\$0
Mason City							
ACE	1028 14th Street SE	\$7,775,288	\$2,031,878	\$6,577,673	\$5,442	\$1,192,173	\$0
CENT	25 W State Street	\$51,073,906	\$42,592,739	\$43,628,327	\$139,937	\$7,305,642	\$0
Gas & Electric Employees	1602 S Monroe Ave, Suite 1	\$4,999,134	\$2,537,608	\$3,251,733	\$208	\$1,747,193	\$0
Iowa Heartland	1602 S Monroe Avenue	\$22,447,428	\$12,701,277	\$17,938,495	\$60,919	\$4,448,014	\$0
North Iowa Community	P.O. Box 1248	\$77,763,293	\$70,072,788	\$64,888,905	\$5,948,340	\$6,926,048	\$0
Mount Pleasant							
5 Star Community	P.O. Box 28	\$33,907,547	\$26,186,592	\$30,681,830	\$114,895	\$3,160,047	(\$49,225)
Muscatine							
Members Community	159 Colorado Street	\$59,014,836	\$46,184,925	\$47,361,300	\$5,539,708	\$6,110,356	\$3,472
Newton							
Advantage	121 W Third Street N	\$70,097,209	\$34,740,998	\$57,526,188	\$728,810	\$11,842,211	\$0

Iowa Credit Unions by City

Location, Name	Address	Total Assets	Net Loans	Savings & Deposits	Other Liabilities	Net Worth	Other Equity
North Liberty							
University of Iowa Community	2355 Landon Road	\$5,377,351,126	\$4,974,563,595	\$4,104,010,825	\$805,337,444	\$470,780,156	(\$442,795)
Ottumwa							
Community 1st	235 Richmond Avenue	\$650,227,920	\$572,884,553	\$571,670,209	\$18,804,720	\$59,752,991	\$0
Meridian	1206 N. Jefferson	\$26,840,271	\$11,569,253	\$22,514,766	\$25,897	\$4,336,092	(\$36,484)
Muni-Employees	City Hall 105 E 3rd Street	\$693,354	\$477,224	\$597,771	\$4,530	\$91,053	\$0
River Community	644 W 2nd Street	\$19,172,393	\$15,004,947	\$16,252,719	\$158,592	\$2,766,374	(\$5,292)
Shenandoah							
HomeTown	301 Maple Street #3	\$2,428,571	\$1,815,988	\$1,772,782	\$15,991	\$639,798	\$0
Sioux City							
Midwest Community	1909 Old South Palmetto	\$29,636,620	\$10,437,531	\$26,736,712	\$149,545	\$2,750,363	\$0
Sioux Valley Community	1120 Sixth Street	\$28,391,057	\$15,403,140	\$24,081,243	\$175,183	\$4,134,631	\$0
Telco Triad Community	1420 Tri View Avenue	\$91,482,049	\$61,235,715	\$80,815,265	\$402,973	\$11,409,510	(\$1,145,699)
The Municipal	103 S Fairmount	\$17,420,635	\$9,274,737	\$15,625,807	\$42,716	\$1,752,112	\$0
St. Charles							
NGPL Employees	510 West Carpenter	\$2,791,220	\$242,799	\$1,990,537	\$9,914	\$790,769	\$0
Urbandale							
Midland	2891 106th Street	\$53,209,209	\$35,520,834	\$45,814,034	\$265,725	\$7,129,450	\$0
Waterloo							
Allen Hospital Personnel	1825 Logan Avenue	\$5,435,500	\$4,277,031	\$4,468,758	\$42,357	\$924,385	\$0
Chicago Central and Commerce	1005 E 4th Street	\$6,742,671	\$2,382,470	\$5,214,756	\$76,126	\$1,451,789	\$0
Public Employees	624 Franklin Street	\$27,792,735	\$14,724,223	\$23,591,803	\$27,233	\$4,173,699	\$0
Veridian	1827 Ansborough Avenue	\$4,145,422,058	\$3,767,958,589	\$3,438,564,612	\$306,889,192	\$402,349,838	(\$2,381,584)
Warren	2022 Falls Avenue	\$4,497,440	\$1,148,243	\$3,476,688	\$5,251	\$1,015,501	\$0

Iowa Credit Unions by City

Location, Name	Address	Total Assets	Net Loans	Savings & Deposits	Other Liabilities	Net Worth	Other Equity
Waterloo continued...							
Waterloo Firemen's	425 E 3rd Street	\$2,192,297	\$1,654,571	\$1,935,017	\$516	\$256,764	\$0
Webster City							
Peoples	310 First Street	\$52,370,478	\$40,682,361	\$44,166,511	\$273,924	\$7,930,043	\$0
West Des Moines							
Financial Plus	1831 25th Street	\$171,160,676	\$70,664,773	\$149,799,680	\$1,236,902	\$20,317,073	(\$192,979)
First Class Community	2051 Westown Parkway	\$76,788,609	\$34,772,626	\$68,313,794	\$1,667,925	\$6,896,378	(\$89,488)

Asset Ranking of Iowa State Chartered Credit Unions

Rank	Name	Total Assets
1	University of Iowa Community *	\$5,377,351,126
2	Veridian *	\$4,145,422,058
3	Dupaco Community *	\$1,696,414,367
4	Collins Community	\$1,315,218,196
5	Cobalt	\$1,003,102,189
6	Du Trac Community	\$709,901,629
7	Community 1st *	\$650,227,920
8	Community Choice	\$506,691,731
9	Linn Area	\$476,161,924
10	Greater Iowa *	\$456,627,727
11	Ascentra	\$405,453,244
12	Premier	\$199,448,586
13	Citizens Community	\$199,150,267
14	Financial Plus	\$171,160,676
15	Members 1st Community	\$169,759,406
16	The Family	\$155,867,531
17	1st Gateway	\$147,876,429
18	Alliant	\$126,008,933
19	Cedar Falls Community *	\$119,511,082
20	Affinity *	\$114,653,845
21	Employees	\$97,494,304
22	Telco Triad Community *	\$91,482,049
23	North Star Community	\$90,503,948
24	North Iowa Community	\$77,763,293
25	First Class Community *	\$76,788,609
26	River Valley *	\$70,204,313
27	Advantage	\$70,097,209
28	Serve	\$69,275,786
29	Members Community	\$59,014,836
30	Tradesmen Community	\$58,949,706
31	Des Moines Metro *	\$55,700,815
32	Midland	\$53,209,209
33	Peoples *	\$52,370,478
34	CENT	\$51,073,906
35	NW IOWA	\$50,127,377
36	Lennox Employees	\$43,889,016
37	Capitol View	\$36,428,108
38	Power Co-op Employees	\$34,684,221
39	5 Star Community	\$33,907,547
40	Nishna Valley	\$33,849,553
41	Metco	\$33,280,102
42	Fort Dodge Family	\$29,665,289

Asset Ranking of Iowa State Chartered Credit Unions

Rank	Name	Total Assets
43	Midwest Community	\$29,636,620
44	Casebine Community *	\$29,532,429
45	Sioux Valley Community *	\$28,391,057
46	Holy Ghost Parish	\$28,128,921
47	Public Employees	\$27,792,735
48	Meridian	\$26,840,271
49	Town and Country	\$26,408,172
50	Iowa Heartland	\$22,447,428
51	Unite *	\$21,785,011
52	Cornerstone Community	\$20,525,137
53	River Community *	\$19,172,393
54	Family Community	\$18,373,623
55	The Hub-Co *	\$18,348,865
56	The Municipal	\$17,420,635
57	United	\$16,478,234
58	Village	\$14,958,120
59	Aegis	\$14,911,211
60	Quaker Oats	\$9,657,089
61	Industrial Employees	\$8,723,176
62	Teamsters Local #238	\$8,631,840
63	ACE	\$7,775,288
64	North Western Employees *	\$7,145,240
65	Chicago Central and Commerce *	\$6,742,671
66	Allen Hospital Personnel *	\$5,435,500
67	Polk County	\$5,430,954
68	Gas & Electric Employees	\$4,999,134
69	Burlington Municipal Employees	\$4,744,496
70	Dubuque Postal Employees	\$4,615,981
71	Warren	\$4,497,440
72	Des Moines Fire Department	\$4,357,975
73	Davenport Police Department	\$4,134,241
74	DuPont Employees	\$3,829,505
75	Lee County	\$3,417,611
76	NGPL Employees	\$2,791,220
77	HomeTown	\$2,428,571
78	ETS	\$2,413,047
79	Waterloo Firemen's	\$2,192,297
80	SECU	\$1,972,873
81	Morrison Employees	\$1,802,441
82	MA Ford Employees	\$1,698,166
83	KAH	\$1,690,227
84	Des Moines Water Works	\$1,415,474

Asset Ranking of Iowa State Chartered Credit Unions

Rank	Name	Total Assets
85	St Athanasius	\$838,069
86	Muni-Employees	\$693,354
87	St Ludmila's	\$339,214

* Denotes those credit unions designated as low income credit unions.