

**2022
Annual Report
of the
Superintendent**

**Division of Credit Unions
Department of Commerce
State of Iowa**

**Published by
The State of Iowa**



STATE OF IOWA

KIM REYNOLDS, GOVERNOR
ADAM GREGG, LT. GOVERNOR

IOWA DEPARTMENT OF COMMERCE
DIVISION OF CREDIT UNIONS
KATIE AVERILL, SUPERINTENDENT

June 30, 2023

THE HONORABLE KIM REYNOLDS

Governor of Iowa
State Capitol
Des Moines, Iowa 50319

Governor Reynolds:

In accordance with Iowa Code § 533.114, it is my privilege to submit the Annual Report on the condition of Iowa's credit unions. The information contained in the 2022 Fiscal Year Iowa Annual Report of the Superintendent is compiled from year-end call reports filed with the Iowa Division of Credit Unions and with the National Credit Union Administration, the U.S. Government agency insuring deposits in all Iowa credit unions.

The statement of condition of Iowa's credit unions, included within this report, represents the 77 state-chartered credit unions whose principal place of business is in this state. Continuing the trend of previous years, Iowa credit unions' financial stability demonstrates that credit unions are favorably positioned to serve the financial needs of the citizens of this state. The aggregate net worth of Iowa's natural person state-chartered credit unions remains strong at 10.14% of total regulated assets. This ratio is an important indicator of credit union preparedness to meet and withstand the financial challenges of today and into the foreseeable future.

Iowa credit unions are not-for-profit financial cooperatives with over 1.5 million member-owners. Membership in Iowa state-chartered credit unions increased by 102,757 in 2022. Credit unions continue to offer the products and services to meet the borrowing and savings needs of their member-owners. Total assets grew 13%, loans grew 19.9%, and the year ended with a 100.97 % loan-to-savings ratio. Credit unions returned 14.7% of total income to their members last year in the form of dividends and interest on savings and deposits. These figures indicate Iowa credit unions are continuing to contribute to the financial well-being of their members and improving the economy in their communities in Iowa. It remains the Division of Credit Union's mission to perform its regulatory and supervisory responsibilities to ensure safe and sound institutions, while listening to the needs of Iowa's credit unions and the citizens of this state.

Respectfully submitted,

A handwritten signature in black ink, appearing to read "Katherine E Averill".

Katherine E Averill
Superintendent of Credit Unions

Table of Contents

General Information

Letter of Transmittal, Superintendent of Credit Unions	2
Table of Contents	3
Division of Credit Unions Review Board Gubernatorial Appointees	4
Division of Credit Unions Staff	4
Division of Credit Unions Revenue and Expenses	5

Credit Union Changes

Number of Credit Unions	6
Credit Union Mergers in 2022	6
Credit Union Charter Conversions in 2022	6
Credit Union Branch Applications in 2022	7
Credit Union ATM Applications in 2022	8

Financial Statements

Consolidated Financial Condition of Iowa State Chartered Credit Unions	9
Consolidated Income Statement of Iowa State Chartered Credit Unions	10

Summary of Key Information

Asset Growth Graph	11
Net Worth Graph	12
Net Worth vs. Asset Growth Graph	12

Credit Union Statistics

Iowa Credit Unions by City	13
Asset Ranking of Iowa State Chartered Credit Unions	17

Division of Credit Unions Review Board Gubernatorial Appointees

Board Member	Member Type	City	Term Beginning	Term Ending
Janet C Pepper *	Review Board Member	Des Moines	07/31/2020	04/30/2023
Jami Weems	Review Board Member	Pleasant Hill	05/01/2022	04/30/2025
Jordan Hensley	Review Board Member	Webster City	05/01/2022	04/30/2025
Tyler Campbell *	Review Board Member	Des Moines	05/01/2022	04/30/2025
Omar Jordan *	Review Board Member	Des Moines	05/01/2021	04/30/2023
Nathan Bissell	Review Board Member	Agency	05/01/2021	04/30/2024
Bobbi Terrell	Review Board Member	Ottumwa	9/10/2021	04/30/2024

* Public Member

Division of Credit Unions Staff

Employee	Title
Katherine E Averill	Superintendent
Jessica Pollmeier	Executive Officer and Legal Counsel
Sara K Larkin	Secretary
Amanda S Swangel	Information Technology Specialist
Kevin P Gorman	Credit Union Examiner Supervisor
Isaac Strohman	Analyst Examiner
Christopher M Kumpf	Senior Credit Union Examiner
Craig E Stewart	Senior Credit Union Examiner
Jackson Williams	Senior Credit Union Examiner
Casey Stevens	Credit Union Examiner
Danielle Roberts	Credit Union Examiner
Eric Syverson	Credit Union Examiner
Jess Long	Credit Union Examiner
Colin Habrel	Credit Union Examiner

On July 1, 2023, the Iowa Division of Credit Unions will become part of the Iowa Department of Insurance and Financial Services as a new organizational structure for state government goes into effect. Government departments and agencies that provide related services or have similar business functions are aligning to better serve Iowans. Citizens of Iowa can expect the same quality services from the Iowa Division of Credit Unions. The goal is to meet the needs of Iowa citizens more efficiently and effectively through better coordination as one team.

Division of Credit Unions Revenue and Expenses 7/1/2021 through 6/30/2022

REVENUE		
Operating Fees *		\$2,128,484
Other		\$55,289
TOTAL REVENUE		\$2,183,773
EXPENSES		
Salaries and Wages		\$1,809,998
Subtotal		\$1,809,998
Travel		
In State		\$51,695
Out of State		
Subtotal		\$16,936
Subtotal		\$68,631
Office		
Supplies		\$59,745
Postage		\$447
Communications		\$19,879
Rentals		\$38,332
IT Equipment/Software		\$34,918
Outside Services		\$350
Advertising & Publicity		\$0
Printing & Binding		\$0
Other		\$0
Subtotal		\$153,671
Other		
Transfers to Auditor of State		\$9,341
Transfers to Attorney General		\$12,000
Transfers to OCIO		\$114,321
Transfers to Other Agencies		\$6,627
DAS Indirect Cost Expense		\$6,596
Subtotal		\$148,885
TOTAL EXPENSES *		\$2,181,190

* The total revenue of the Division of Credit Unions for each fiscal year is based on the actual operating expenses of the Division for that fiscal year. Iowa Code Section 533.112.

Number of Credit Unions

Year	Beginning	Approved	Removed	Ending
2022	80	0	3	77
2021	82	0	2	80
2020	83	0	1	82
2019	87	0	8	83
2018	90	1	6	87
2017	94	0	8	90
2016	95	0	4	94

Credit Union Mergers in 2022

Charter #	City	Credit Union
144	Des Moines	Des Moines Water Works merged with Des Moines Metro
811	Shenandoah	HomeTown merged with Community 1st

Credit Union Conversions in 2022

Charter #	City	Credit Union	Conversion Date
261	Sioux City	The Municipal converted to a Federal Charter	09/01/2022

Approved Credit Union Branches

Credit Union	Address	Approval Date
GreenState	3405 Stoneman Road , Dubuque, IA, 52002	09/20/2022
Veridian	102 Tower Park Drive, Waterloo, IA, 50701	08/30/2022
Cedar Falls Community	3466 Lafayette Road, Evansdale, IA, 50707	08/03/2022
The Family	JBS Plant - 8295 Arenzville Road, Beardstown, IL, 62618	07/22/2022
Collins Community	2420 Lincoln Way, Ames, IA, 50310	06/28/2022
Collins Community	124 E Washington St, Iowa City, IA, 52240	06/28/2022
Members 1st Community	West Anson Street (New construction), Marshalltown, IA, 50158	05/02/2022
Community 1st	700 S Fremont Street, Shenandoah, IA, 51601	04/25/2022
Dupaco Community	3762 E. Washington Ave, Madison, WI, 53704	03/25/2022
Dupaco Community	7701 Mineral Point Rd, Madison, WI, 53719	03/25/2022
Premier	10951 Meredith Drive , Urbandale, IA, 50322	03/07/2022
Total		11

Approved Foreign Credit Union Branches

Credit Union	Address	Approval Date
IH Mississippi Valley	3990 Merle Hay Road, Des Moines, IA, 50310	08/11/2022
Total		1

Closed Credit Union Branches

Credit Union	Address	Closed Date
Dupaco Community	3301 Cedar Heights, Cedar Falls, IA, 50613	06/22/2022
Premier	700 Locust Street, Suite 320, Des Moines, IA, 50309	03/31/2022
Veridian	812 South 1st Ave (Hy-Vee), Iowa City, IA, 52245	06/01/2022
Veridian	57 E Tower Park Drive (Martin Plaza), Waterloo, IA, 50701-9000	10/17/2022
Cedar Falls Community	3848 Lafayette Road, Evansdale, IA, 50703	04/04/2022
Total		5

Closed Foreign Credit Union Branches

Credit Union	Address	Closed Date
No Records Found		
Total		0

Approved Credit Union Terminals

Credit Union	Address	Premise	Terminal Type	Approval Date
Collins Community	2205 Forest Dr SE, Cedar Rapids, IA, 52403	Washington High School	ATM	11/04/2022
Collins Community	124 East Washington Street, Iowa City, IA, 52240	Collins Community Credit Union - IC Student location	ATM	10/25/2022
Community 1st	700 S Fremont Street, Shenahdoah, IA, 51601	Community 1st Credit Union	ATM	10/25/2022
Veridian	102 Tower Park, Waterloo, IA, 50701	Veridian	ATM	09/21/2022
GreenState	555 17th Street, Des Moines, IA, 50309	Big Grove Brewery	ATM	08/19/2022
GreenState	16198 Hwy 70, Columbus Junction, IA, 52738	Tyson Fresh Meats Inc.	ATM	08/19/2022
Collins Community	2420 Lincoln Way, Ames, IA, 50014	Collins Community - Ames Student Location	ATM	08/16/2022
Telco Triad Community	818 W. 7th Street, Sioux City, IA, 51103	Telco Triad Community	ATM	07/07/2022
Veridian	7529 Dodge Street, Omaha, NE, 68114	Veridian Credit Union	ATM	06/30/2022
Du Trac Community	2770 Middle Rd, Bettendorf, IA, 52722	Du Trac Community Credit Union	ATM	05/25/2022
Dupaco Community	807 9th Street SE, Dyersville, IA, 52040	Dupaco Community	ITM	10/13/2022
Dupaco Community	110 35th Street Dr SE, Cedar Rapids, IA, 52403	Dupaco Community	ITM	10/13/2022
Dupaco Community	185 Peosta Street, Peosta, IA, 52068	Dupaco Community	ITM	10/13/2022
Dupaco Community	2245 Flint Hill Dr, Dubuque, IA, 52003	Dupaco Community Credit Union - Key West branch	ITM	10/13/2022
Collins Community	1054 73rd Street, Clive, IA, 50324	Loan Processing Office	ITM	10/05/2022
Community Choice	1351 NW 114th Street, Clive, IA, 50325	Community Choice Credit Union	ITM	09/12/2022
Community Choice	212 East Lincoln Way, Ames, IA, 50010	Community Choice	ITM	07/25/2022
Dupaco Community	3762 E. Washington Ave, Madison, WI, 53704	Dupaco Community Credit Union	ITM	05/10/2022
Community Choice	700 E. Lyon Street, Des Moines, IA, 50309	Community Choice branch	ITM	04/20/2022
Community Choice	818 8th Street SW, Altoona, IA, 50009	Community Choice Credit Union	ITM	01/11/2022
Total				20

Approved Foreign Credit Union Terminals

Credit Union	Address	Premise	Terminal Type	Approval Date
No Records Found				
Total				0

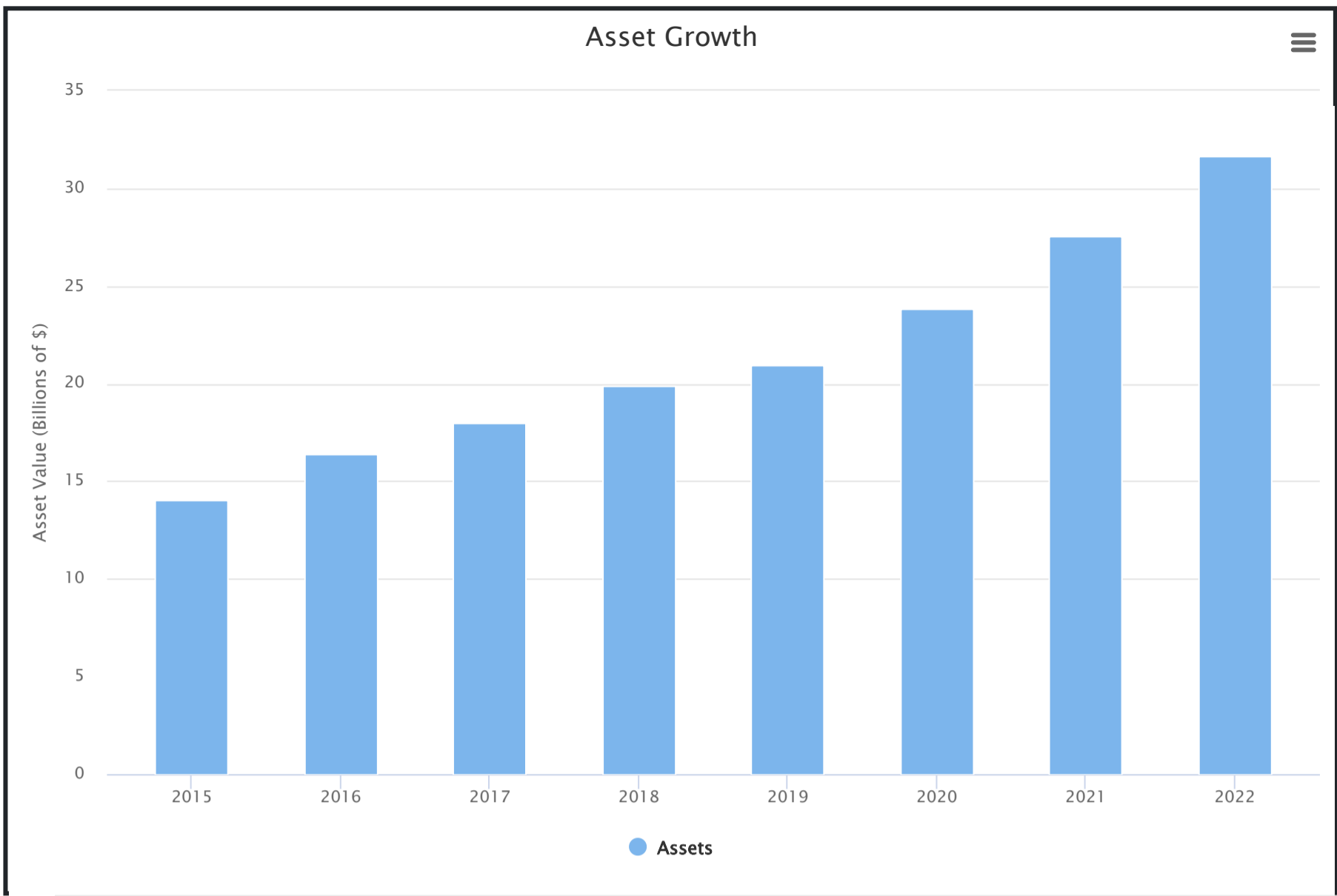
Consolidated Financial Condition of Iowa State Chartered Credit Unions

	12/31/2022	% Change	#/\$ Change	12/31/2021
Number of Credit Unions	77	-3.90%	-3	80
Number of Members	1,544,522	6.65%	102,757	1,441,765
ASSETS				
Total Loans	26,062,060,966	19.88 %	5,180,342,873	20,881,718,093
Allowance for Loan Loss	173,101,727	19.08 %	33,027,360	140,074,367
Net Loans	25,888,959,239	19.88 %	5,147,315,513	20,741,643,726
Loans Held For Sale	60,978,964	-29.50 %	(17,986,981)	78,965,945
Cash	1,684,137,831	-65.73 %	(1,106,985,545)	2,791,123,376
Investments		%		2,541,501,737
Fixed Assets	609,375,141	7.93 %	48,347,824	561,027,317
Other Assets	763,631,813	27.01 %	206,256,918	557,374,895
Insurance Fund Deposit	222,885,510	12.40 %	27,638,883	195,246,627
TOTAL ASSETS	31,677,999,366	12.96 %	4,106,397,794	27,571,601,572
LIABILITIES				
Shares	5,819,390,641	-23.07 %	(1,342,507,285)	7,161,897,926
Share Drafts	5,199,124,749	28.04 %	1,457,777,780	3,741,346,969
Other Shares & Deposits	14,532,488,885	13.46 %	1,955,784,291	12,576,704,594
Total Savings	25,811,783,713	9.03 %	2,331,834,224	23,479,949,489
Other Liabilities	303,537,815	19.08 %	57,906,322	245,631,493
Notes Payable	2,580,176,941	62.47 %	1,611,713,559	968,463,382
Legal Reserve *	0	%	(826,221,253)	826,221,253
Other Reserves	902,986,717	84.61 %	764,002,867	138,983,850
Undivided Earnings	2,188,717,025	13.70 %	299,751,777	1,888,965,248
Unrealized Gains/Losses	(167,379,285)	91.13 %	(152,527,858)	(14,851,427)
Other Equity	2,120,998	-104.29 %	(2,212,082)	4,333,080
Total Equity	3,115,101,738	8.19 %	255,273,544	2,859,828,194
TOTAL LIABILITIES & EQUITY	31,677,999,367	12.96 %	4,106,397,795	27,571,601,572
Total Capital	3,288,203,465	8.77 %	288,300,904	2,999,902,561

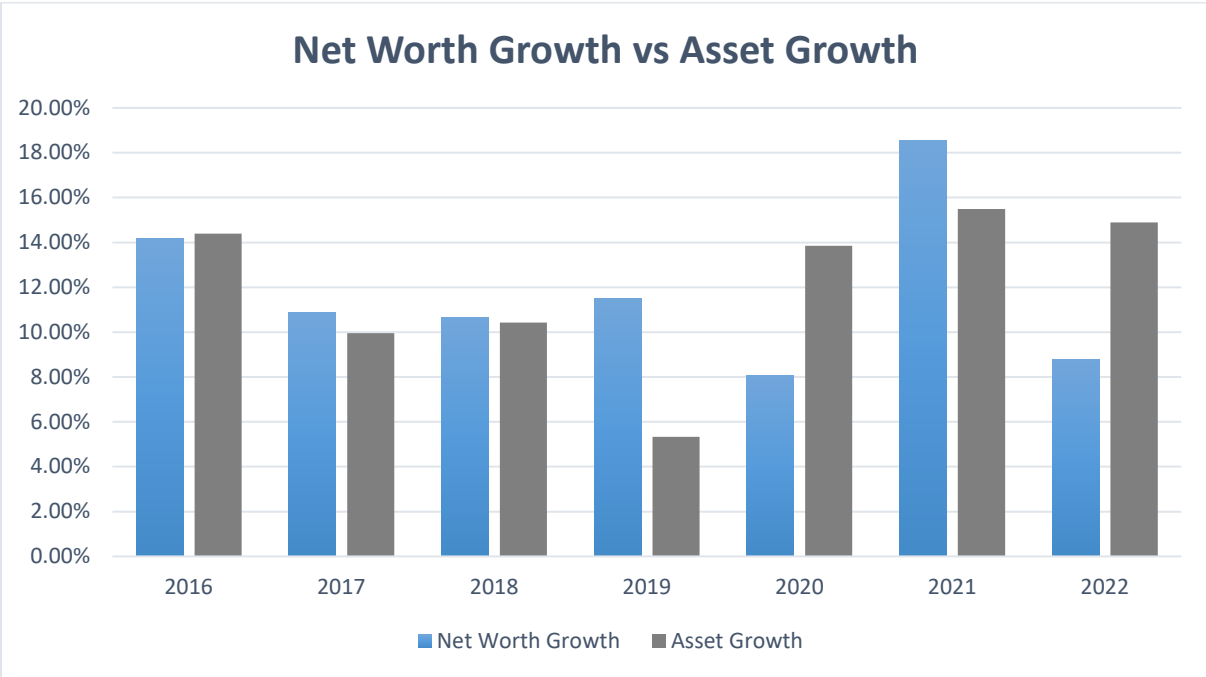
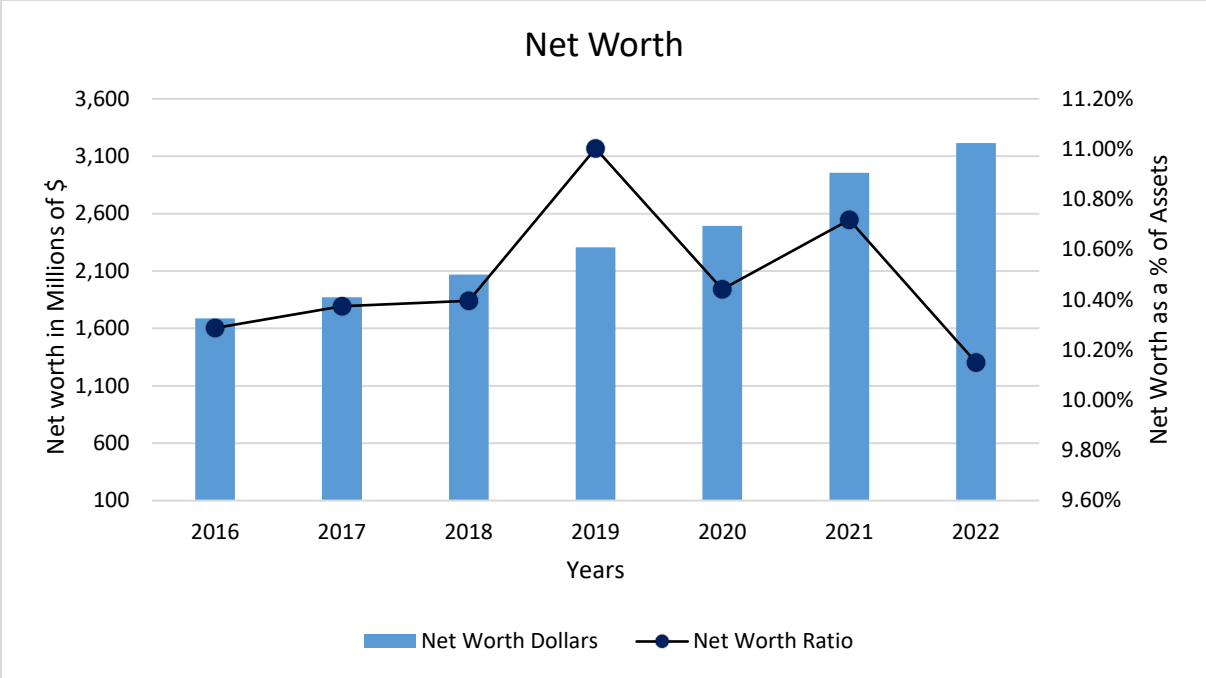
* The balance of Legal Reserves has been combined with Other Reserves for financial reporting since March of 2022, the resulting net change of both the Legal and Other Reserve accounts is (62,218,386).

Consolidated Income Statement of Iowa State Chartered Credit Unions

	12/31/2022	% of Income	12/31/2021	% of Income	% Change
INCOME					
Interest on Loans	\$1,047,045,998	84.03%	\$868,757,276	83.72%	20.52%
Less: Interest Refund	(\$423,375)	-.03%	(\$462,010)	-.04%	-8.36%
Net Interest Income	\$1,046,622,623	84.00%	\$868,295,266	83.68%	20.54%
Income Trading Securities	\$0	.00%	\$0	.00%	.00%
Investment Income	\$76,701,571	6.16%	\$47,367,320	4.56%	61.93%
Fee Income	\$122,684,497	9.85%	\$122,035,024	11.76%	.53%
Other Operating Income	\$177,834,520	14.27%	\$0	.00%	.00%
TOTAL INCOME	\$1,246,008,691	100.00%	\$1,037,697,610	100.00%	20.07%
OPERATING EXPENSE					
Compensation & Benefits	\$415,606,067	33.35%	\$359,910,400	34.68%	15.47%
Travel & Conference	\$6,082,936	.49%	\$4,605,512	.44%	32.08%
Office Occupancy	\$51,495,629	4.13%	\$46,734,636	4.50%	10.19%
Office Operations	\$122,987,355	9.87%	\$102,828,008	9.91%	19.60%
Education & Promotional	\$44,008,463	3.53%	\$38,910,424	3.75%	13.10%
Loan Servicing	\$68,157,981	5.47%	\$62,202,723	5.99%	9.57%
Professional Services	\$67,254,504	5.40%	\$58,069,044	5.60%	15.82%
Provision for Loan and Lease Losses	\$107,060,113	8.59%	\$31,133,845	3.00%	243.87%
Member Insurance	\$59,869	.00%	\$265,449	.03%	-77.45%
Examination Fee	\$2,630,247	.21%	\$2,497,149	.24%	5.33%
Miscellaneous	\$14,356,409	1.15%	\$2,445,893	.24%	486.96%
TOTAL OPERATING EXPENSE	\$899,699,573	72.21%	\$709,603,083	68.38%	26.79%
INTEREST EXPENSE					
Dividends on Shares	\$159,630,832	12.81%	\$115,915,168	11.17%	37.71%
Interest on Deposits	\$23,693,293	1.90%	\$27,617,448	2.66%	-14.21%
Interest on Borrowed Funds	\$52,405,684	4.21%	\$19,565,855	1.89%	167.84%
TOTAL INTEREST EXPENSE	\$235,729,809	18.92%	\$163,098,471	15.72%	44.53%
Gain/(Loss) Fixed Assets	\$467,189	.04%	(\$244,258)	-.02%	-291.27%
Gain/(Loss) Investments	(\$41,922,334)	-3.36%	\$0	.00%	.00%
NCUSIF Stabilization Expense	\$0	.00%	\$0	.00%	.00%
Non-Operating Income	\$1,441,553	.12%	\$20,269,557	1.95%	-92.89%
Net Income Before Required Reserve Transfers	\$262,237,702	21.05%	\$419,554,138	40.43%	-37.50%
Required Reserve Transfers	\$0	.00%	\$60,181,096	5.80%	.00%
NET INCOME	\$262,237,702	21.05%	\$359,373,042	34.63%	-27.03%



Iowa’s 77 state-chartered credit unions reported total assets of \$31.7 billion at the close of December 31, 2022. As the graph illustrates, assets in Iowa’s state-chartered natural person credit unions have grown steadily for the last eight years. This indicates that Iowa’s credit unions continue to prosper and serve their members.



Iowa Credit Unions by City

Location\Name	Address	Total Assets	Net Loans	Savings & Deposits	Other Liabilities	Net Worth	Other Equity
Ames							
Greater Iowa	1509 Baltimore Drive	656,786,242	581,222,395	585,389,236	20,090,514	55,418,783	(612,291)
River Valley	2811 E 13th Street	93,266,659	66,373,009	82,774,839	104,681	10,387,139	0
Bettendorf							
Ascentra	2019 Grant Street	527,520,973	372,109,160	457,777,477	21,398,646	51,046,491	(2,467,741)
Burlington							
Burlington Municipal Employees	418 Valley Street	4,980,189	3,972,840	4,417,148	18,624	544,417	0
Casebine Community	485 West Burlington Avenue	32,195,494	15,702,097	25,884,872	763,162	5,547,494	(34)
Camanche							
1st Gateway	Highway 67 N	167,364,369	131,899,427	140,130,098	6,301,810	20,732,409	0
Cedar Falls							
Cedar Falls Community	123 W 4th Street	180,422,713	140,272,038	151,177,224	1,715,372	28,667,620	0
Unite	802 W 29th Street	23,639,776	7,712,462	20,764,066	26,679	2,849,031	0
Cedar Rapids							
Collins Community	1005 Blairs Ferry Road NE	1,649,497,235	1,261,158,046	1,226,820,619	255,482,351	123,004,571	(28,000,809)
Linn Area	3015 Blairs Ferry Road NE	621,152,025	528,607,764	454,922,186	88,784,609	61,199,866	(1,455,636)
Metco	115 8th Avenue SW	48,591,052	33,000,222	41,846,981	395,060	6,349,011	0
Quaker Oats	3535 Center Point Road NE	12,021,878	6,126,615	10,311,336	28,205	1,682,337	0
St Ludmila's	2107 J Street SW	378,213	242,018	267,697	832	109,684	0
Teamsters Local #238	5050 J Street SW	9,879,915	3,487,578	9,103,562	71,188	705,165	0
Centerville							
Industrial Employees	1513 S 18th Street	10,554,169	4,954,208	8,809,164	21,182	1,723,823	0
Charles City							
Family Community	1211 N Grand Avenue	23,029,021	5,949,110	20,838,127	101,144	2,089,750	0
Cherokee							
North Star Community	1207 N Second Street	136,756,913	101,150,300	120,941,389	1,352,841	12,265,683	0

Iowa Credit Unions by City

Location\Name	Address	Total Assets	Net Loans	Savings & Deposits	Other Liabilities	Net Worth	Other Equity
Clinton							
Aegis	1200 North 2nd Street	22,619,131	16,637,587	19,068,259	555,151	2,995,721	0
Council Bluffs							
North Western Employees	1411 W Broadway	9,561,611	4,908,768	7,748,723	12,904	1,799,984	0
United	1900 W Broadway	20,900,329	5,410,255	18,808,208	26,164	2,065,957	0
Davenport							
Davenport Police Department	227 W 4th Street	5,171,619	1,448,803	4,551,856	13,531	606,232	0
The Family	1530 W 53rd Street	238,847,484	156,365,015	197,817,604	12,256,253	28,773,627	0
Des Moines							
Affinity	475 NW Hoffman Lane	144,688,020	103,876,561	128,058,107	3,246,081	15,384,234	(2,000,402)
Capitol View	623 E 12th Street	44,236,535	21,504,755	37,531,401	225,608	6,479,526	0
Des Moines Fire Department	1330 Mulberry Street	3,854,469	2,417,731	3,069,769		784,700	0
Des Moines Metro	100 University Avenue	71,730,873	33,390,080	63,255,524	852,305	7,623,044	0
Journey	1400 2nd Avenue	84,844,798	41,508,595	72,707,277	752,666	11,347,116	0
Polk County	111 Court Avenue - Adm Bldg	6,482,443	4,498,088	5,370,651	1,796	1,109,996	0
Premier	800 9th Street	288,286,545	256,916,914	260,779,438	3,095,660	24,645,819	(234,371)
Serve	423 E Court Ave	98,487,694	78,767,152	82,907,408	1,692,126	13,888,160	0
Dubuque							
AIM	1200 Associates Drive, Suite 102	162,420,940	118,984,060	142,696,495	649,486	19,694,039	(619,080)
Du Trac Community	3465 Asbury Road	1,044,788,422	789,200,136	921,451,534	17,376,298	123,418,760	(17,458,170)
Dubuque Postal Employees	1155 Loras Blvd	5,230,606	1,636,230	4,628,437	15,934	586,235	0
Dupaco Community	1000 Jackson St.	3,010,409,524	2,164,038,392	2,363,060,984	353,480,347	363,746,596	(75,322,000)
Holy Ghost Parish	66 W. 32nd St.	32,740,423	470,927	29,422,840	235,728	3,081,855	0
Morrison Employees	66 W. 32nd Street	1,868,617	202,391	1,351,009	1,867	515,741	0
Estherville							
Employees	2714 Central Avenue	147,822,214	74,077,278	117,084,169	552,938	30,185,107	0
Fort Dodge							
Citizens Community	2012 1st Avenue South	235,907,734	184,029,590	197,152,148	2,668,478	36,087,108	0
Fort Dodge Family	407 2nd Avenue S	39,697,909	24,694,970	34,629,202	448,107	4,620,600	0
Fort Madison							
DuPont Employees	801 35th Street	5,159,638	3,611,879	4,453,368	3,685	702,585	0

Iowa Credit Unions by City

Location\Name	Address	Total Assets	Net Loans	Savings & Deposits	Other Liabilities	Net Worth	Other Equity
Harlan							
Town and Country	1414 Chatburn Ave	37,303,831	29,244,505	31,315,534	1,683,129	3,190,499	0
Humboldt							
Power Co-op Employees	1208 N 13th Street	56,723,837	22,936,577	47,594,830	107,945	9,021,062	0
Jesup							
St Athanasius	1255 3rd Street	742,010	488,077	637,269	476	104,265	0
Johnston							
Community Choice	6163 NW 86th Street, Suite 105	797,642,555	648,531,659	679,671,320	34,081,207	84,310,794	(671,461)
Keokuk							
KAH	310 Bank Street	1,555,538	374,359	1,062,979	117	492,442	0
Lee County	123 Boulevard Road, Ste. 5	3,828,115	2,469,652	2,964,707	2,570	860,838	0
SECU	3200 Main Street	1,685,008	1,107,232	1,179,534	6,390	499,084	0
The Hub-Co	310 Bank Street	22,569,514	6,385,218	20,455,718	148,786	1,965,010	0
Le Mars							
NW IOWA	1411 Industrial Road SW	87,334,264	50,806,216	78,284,629	1,247,732	7,801,903	0
Marshalltown							
Lennox Employees	1004 E Main Street	60,676,227	38,183,059	55,227,712	934,951	5,904,233	(1,390,669)
Members 1st Community	910 S 12th Avenue	237,023,236	143,141,644	213,606,744	1,814,821	23,316,751	(1,715,080)
Mason City							
ACE	1028 14th Street SE	8,012,611	1,868,975	6,741,285	4,319	1,267,007	0
CENT	25 W State Street	73,219,508	61,377,520	63,337,115	242,120	8,921,492	0
Gas & Electric Employees	1602 S Monroe Ave, Suite 1	4,953,976	2,929,884	3,016,263	8,508	1,929,205	0
Iowa Heartland	1602 S Monroe Avenue	29,283,935	13,409,958	24,511,750	54,059	4,718,126	0
North Iowa Community	P.O. Box 1248	103,291,073	89,665,242	92,698,842	1,295,149	8,305,082	0
Mount Pleasant							
5 Star Community	P.O. Box 28	46,068,882	31,641,387	42,256,569	1,220,904	3,730,315	(1,138,906)
Muscatine							
Members Community	159 Colorado Street	79,615,754	52,247,296	66,948,626	4,288,416	8,475,378	(96,666)

Iowa Credit Unions by City

Location\Name	Address	Total Assets	Net Loans	Savings & Deposits	Other Liabilities	Net Worth	Other Equity
Newton							
Advantage	121 W Third Street N	105,612,287	65,890,022	86,334,563	4,501,283	14,776,441	0
North Liberty							
GreenState	2355 Landon Road	11,355,212,032	9,976,985,348	7,044,227,015	1,293,055,146	1,046,357,676	0
Ottumwa							
Community 1st	1100 Hutchinson Ave	939,053,154	697,854,970	840,403,218	14,938,904	87,692,202	(3,981,170)
Meridian	1206 N. Jefferson	34,587,610	15,196,156	29,897,270	59,802	4,674,951	(44,413)
Muni-Employees	City Hall 105 E 3rd Street	660,472	537,145	583,136	3,514	73,822	0
River Community	644 W 2nd Street	25,710,675	21,886,597	22,069,508	165,226	3,475,941	0
Sioux City							
Midwest Community	1909 Old South Palmetto	44,520,946	12,240,859	41,250,229	200,731	3,069,986	0
Sioux Valley Community	1120 Sixth Street	36,905,676	19,218,303	32,710,554	130,595	4,064,527	0
Telco Triad Community	1420 Tri View Avenue	134,110,663	114,526,956	112,338,558	423,194	13,956,155	0
St. Charles							
NGPL Employees	510 West Carpenter	2,600,118	209,990	1,770,322	22,433	807,363	0
Urbandale							
Midland	2891 106th Street	76,096,210	52,375,292	58,733,705	275,420	7,774,085	0
Waterloo							
Allen Hospital Personnel	1825 Logan Avenue	5,782,071	3,514,441	4,793,314	25,641	963,116	0
Public Employees	624 Franklin Street	33,690,263	13,030,644	29,125,605	33,777	4,530,881	0
Veridian	1827 Ansborough Avenue	6,896,511,342	6,118,381,305	5,266,106,796	724,402,458	721,086,412	(24,752,627)
Warren	2022 Falls Avenue	4,245,125	1,767,760	3,585,504	236	659,385	0
Waterloo Firemen's	425 E 3rd Street	3,055,264	2,230,364	2,754,635	20,349	280,280	0
Webster City							
Peoples	310 First Street	89,581,544	59,520,333	78,765,011	772,349	10,044,184	0
West Des Moines							
Financial Plus	1831 25th Street	215,313,838	128,371,010	191,752,186	1,690,297	24,137,391	(2,266,036)
First Class Community	2051 Westown Parkway	99,425,788	35,877,838	90,511,270	1,031,789	7,714,452	(3,151,723)

Asset Ranking of Iowa State Chartered Credit Unions

Rank	Name	Total Assets
1	GreenState *	\$11,355,212,032
2	Veridian *	\$6,896,511,342
3	Dupaco Community *	\$3,010,409,524
4	Collins Community	\$1,649,497,235
5	Du Trac Community	\$1,044,788,422
6	Community 1st *	\$939,053,154
7	Community Choice	\$797,642,555
8	Greater Iowa *	\$656,786,242
9	Linn Area	\$621,152,025
10	Ascentra *	\$527,520,973
11	Premier	\$288,286,545
12	The Family *	\$238,847,484
13	Members 1st Community *	\$237,023,236
14	Citizens Community	\$235,907,734
15	Financial Plus	\$215,313,838
16	Cedar Falls Community *	\$180,422,713
17	1st Gateway	\$167,364,369
18	AIM	\$162,420,940
19	Employees	\$147,822,214
20	Affinity *	\$144,688,020
21	North Star Community	\$136,756,913
22	Telco Triad Community *	\$134,110,663
23	Advantage	\$105,612,287
24	North Iowa Community	\$103,291,073
25	First Class Community *	\$99,425,788
26	Serve	\$98,487,694
27	River Valley *	\$93,266,659
28	Peoples *	\$89,581,544
29	NW IOWA	\$87,334,264
30	Journey	\$84,844,798
31	Members Community	\$79,615,754
32	Midland	\$76,096,210
33	CENT	\$73,219,508
34	Des Moines Metro *	\$71,730,873
35	Lennox Employees	\$60,676,227
36	Power Co-op Employees	\$56,723,837
37	Metco	\$48,591,052
38	5 Star Community	\$46,068,882
39	Midwest Community	\$44,520,946
40	Capitol View	\$44,236,535
41	Fort Dodge Family	\$39,697,909
42	Town and Country	\$37,303,831
43	Sioux Valley Community *	\$36,905,676
44	Meridian	\$34,587,610
45	Public Employees	\$33,690,263
46	Holy Ghost Parish	\$32,740,423
47	Casebine Community *	\$32,195,494

Asset Ranking of Iowa State Chartered Credit Unions

Rank	Name	Total Assets
48	Iowa Heartland	\$29,283,935
49	River Community *	\$25,710,675
50	Unite *	\$23,639,776
51	Family Community	\$23,029,021
52	Aegis	\$22,619,131
53	The Hub-Co *	\$22,569,514
54	United	\$20,900,329
55	Quaker Oats	\$12,021,878
56	Industrial Employees	\$10,554,169
57	Teamsters Local #238	\$9,879,915
58	North Western Employees *	\$9,561,611
59	ACE	\$8,012,611
60	Polk County	\$6,482,443
61	Allen Hospital Personnel *	\$5,782,071
62	Dubuque Postal Employees	\$5,230,606
63	Davenport Police Department	\$5,171,619
64	DuPont Employees	\$5,159,638
65	Burlington Municipal Employees	\$4,980,189
66	Gas & Electric Employees	\$4,953,976
67	Warren	\$4,245,125
68	Des Moines Fire Department	\$3,854,469
69	Lee County	\$3,828,115
70	Waterloo Firemen's	\$3,055,264
71	NGPL Employees	\$2,600,118
72	Morrison Employees	\$1,868,617
73	SECU	\$1,685,008
74	KAH	\$1,555,538
75	St Athanasius	\$742,010
76	Muni-Employees	\$660,472
77	St Ludmila's	\$378,213

* Denotes those credit unions designated as low income credit unions.