

**2024**  
**Annual Report of the**  
**Credit Union Superintendent**

**Division of Credit Unions**  
**Department of Insurance and Financial Services**  
**State of Iowa**

**Published by**  
**The State of Iowa**



August 29, 2025

THE HONORABLE KIM REYNOLDS

Governor of Iowa  
State Capitol  
Des Moines, Iowa 50319

Governor Reynolds:

In accordance with Iowa Code § 533.114, it is my privilege to submit the Annual Report on the condition of Iowa's credit unions. The information contained in the 2024 Fiscal Year Iowa Annual Report of the Superintendent is compiled from year-end call reports filed with the Iowa Division of Credit Unions and with the National Credit Union Administration, the U.S. Government agency insuring deposits in all Iowa credit unions.

The statement of condition of Iowa's credit unions, included within this report, represents the 65 state-chartered credit unions whose principal place of business is in this state. Continuing the trend of previous years, Iowa credit unions' financial stability demonstrates that credit unions are favorably positioned to serve the financial needs of the citizens of this state. The aggregate net worth of Iowa's natural person state-chartered credit unions remains strong at 10.60% of total regulated assets. This ratio is an important indicator of credit union preparedness to meet and withstand the financial challenges of today and into the foreseeable future.

Iowa credit unions are not-for-profit financial cooperatives with over 1.6 million member-owners. Membership in Iowa state-chartered credit unions increased by 28,389 in 2024. Credit unions continue to offer the products and services to meet the borrowing and savings needs of their member-owners. Total assets grew 1.03%, loans grew 0.15%, and the year ended with a 96.95 % loan-to-savings ratio. Credit unions returned 39.71% of total income to their members last year in the form of dividends and interest on savings and deposits. These figures indicate Iowa credit unions are continuing to contribute to the financial well-being of their members and improving the economy in their communities in Iowa. It remains the Division of Credit Union's mission to perform its regulatory and supervisory responsibilities to ensure safe and sound institutions, while listening to the needs of Iowa's credit unions and the citizens of this state.

Respectfully submitted,

A handwritten signature in black ink, appearing to read "Katie Averill", with a stylized flourish at the end.

Katherine E Averill  
Superintendent of Credit Unions

# Table of Contents

## General Information

Letter of Transmittal, Superintendent of Credit Unions	1
Table of Contents	2
Division of Credit Unions Review Board Gubernatorial Appointees	3
Division of Credit Unions Staff	3
Division of Credit Unions Revenue and Expenses	4

## Credit Union Changes

Number of Credit Unions	5
Credit Union Name Changes During 2024	5
Credit Union Mergers in 2024	5
Branch Application Information in 2024	6
Terminal Application Information in 2024	7

## Financial Statements

Consolidated Financial Condition of Iowa State Chartered Credit Unions	8
Consolidated Income Statement of Iowa State Chartered Credit Unions	9

## Summary of Key Information

Asset Growth Graph	10
Net Worth Graph	11
Net Worth vs. Asset Growth Graph	11

## Credit Union Statistics

Iowa Credit Unions by City	12
Asset Ranking of Iowa State Chartered Credit Unions	15

## Division of Credit Unions Review Board Gubernatorial Appointees

Board Member	Member Type	City	Term Beginning	Term Ending
Bobbi Terrell	Secretary	Fairfield	09/07/2021	04/30/2027
Megan Tjernagel	Chairperson	Huxley	03/01/2023	04/30/2027
Nathan Bissell	Review Board Member	Agency	05/01/2021	04/30/2027
Omar Jordan *	Review Board Member	Des Moines	05/01/2023	04/30/2026
Jami Weems	Review Board Member	Pleasant Hill	05/01/2022	04/30/2025
Jordan Hensley	Review Board Member	Webster City	05/01/2022	04/30/2025
Tyler Campbell *	Review Board Member	Des Moines	05/01/2019	04/25/2025

\* Public Member

## Division of Credit Unions Staff

Employee	Title
Katherine E Averill	Superintendent
Hannah C Kerling	Executive Officer and Legal Analyst
Sara K Larkin	Executive Officer
Kevin P Gorman	Director of Examination
Amanda S Swangel	Senior Analyst Credit Union Examiner
Christopher M Kumpf	Senior Credit Union Examiner
Jackson Williams	Senior Credit Union Examiner
Danielle Roberts	Senior Credit Union Examiner
Jessica Pollmeier	Senior Credit Union Examiner
Eric Syverson	Credit Union Examiner
Jessica Long	Credit Union Examiner
Colin Haberl	Credit Union Examiner
Brandon Heilskov	Credit Union Examiner
Rizaiha Maide-Jackson	Credit Union Examiner
Joseph McKim	Credit Union Examiner
Bradley Huekels	Credit Union Examiner

# Division of Credit Unions Revenue and Expenses

## 7/1/2023 through 6/30/2024

REVENUE		
Operating Fees *		\$2,418,609
Other		\$28,962
Transferred In From Other Agencies		3,616
<b>TOTAL REVENUE</b>		<b>2,451,188</b>
EXPENSES		
Salaries and Wages		\$2,024,083
<b>Subtotal</b>		<b>\$2,024,083</b>
Travel		
In State		\$93,215
Out of State		18,472
<b>Subtotal</b>		<b>\$111,688</b>
Office		
Supplies		\$24,682
Postage		\$506
Communications		\$21,278
Rentals		\$42,138
IT Equipment/Software		\$23,385
Outside Services		\$391
Advertising & Publicity		\$00
Printing & Binding		\$220
Other		\$50,502
<b>Subtotal</b>		<b>\$163,102</b>
Other		
Transfers to Auditor of State		\$13,300
Transfers to Attorney General		\$12,371
Transfers to OCIO		\$103,519
Transfers to Other Agencies		\$7,177
DAS Indirect Cost Expense		\$3,305
<b>Subtotal</b>		<b>\$139,672</b>
<b>TOTAL EXPENSES *</b>		<b>\$2,438,545</b>

## Number of Credit Unions

Year	Beginning	Approved	Removed	Ending
2024	68	0	2	66
2023	77	0	9	68
2022	80	0	3	77
2021	82	0	2	80
2020	83	0	1	82
2019	87	0	4	83
2018	89	1	3	87
2017	94	0	5	89
2016	96	0	2	94

## Credit Union Name Changes During 2024

Charter #	City	Old Name	New Name
122	Dubuque	Alliant	AIM
198	Cedar Rapids	Linn Area	Corda

## Credit Union Mergers in 2024

Charter #	City	Credit Union
277	Harlan	Town and Country merged with Community 1st
424	Council Bluffs	United merged with Midland

## Approved Credit Union Branches

Credit Union	Address	Approval Date
GreenState	3575 N 181 St, Omaha, NE, 68022	12/04/2024
DuTrac Community	2445 Valley West Ct, Clinton, IA, 52732	10/25/2024
Affinity	7-77-24 Norwalk Hughes Century Crossing Plat 6 Lot 2, Norwalk, IA, 50211	10/25/2024
Corda	1255 Hayes Lane, North Liberty, IA, 52317	06/10/2024
GreenState	1301 East 1st Street, Grimes, IA, 50111	05/17/2024
Midland	1900 W Broadway, Council Bluffs, IA, 51501	05/01/2024
Veridian	18909 Oakmont Dr, Omaha, NE, 68136	04/17/2024
Veridian	2115 SW State St, Ankeny, IA, 50023	04/17/2024
Greater Iowa	1145 SE University Ave, Waukee, IA, 50263	02/15/2024
Corda	1125 Dina Ct, Hiawatha, IA, 52233	02/08/2024
Community Choice	750 Hickman Rd, Waukee, IA, 50263	01/11/2024
Total		11

## Approved Foreign Credit Union Branches

Credit Union	Address	Approval Date
No Records Found		
Total		0

## Closed Credit Union Branches

Credit Union	Address	Closed Date
DuTrac Community	2900 S. 25th Street, Suite A, Clinton, IA, 52732	12/31/2024
Collins Community	1054 73rd Street, Clive, IA, 50324	03/01/2024
Veridian	2181 Logan Avenue (Hy-Vee), Waterloo, IA, 50703	06/23/2024
Dupaco Community	5865 Saratoga Road, Asbury, IA, 52004	10/01/2024
Members 1st Community	1724 South Center, Marshalltown, IA, 50158	07/26/2024
Corda	619 20th Avenue SW, Cedar Rapids, IA, 52404	04/01/2024
GreenState	1260 Book Road , Naperville, IL, 60540	01/27/2024
Total		7

## Closed Foreign Credit Union Branches

Credit Union	Address	Closed Date
Marine Credit Union	709 E. 46th Street, Davenport, IA, 52807	05/17/2024
Vibrant Credit Union fka Deere Harvester	3801 Brady Street, Davenport, IA, 52806	03/29/2024
Marine Credit Union	915 Short Street, Decorah, IA, 52101	05/17/2024
Total		3

# Approved Credit Union Terminals

Credit Union	Address	Premise	Terminal Type	Approval Date
GreenState	225 S Linn St, Iowa City, IA, 52240	Bread Garden Market	ATM	12/03/2024
DuTrac Community	2445 Valley West Ct, Clinton, IA, 52732	DuTrac Community Credit Union	ATM	10/25/2024
CENT	1101 Broadway St , Emmetsburg, IA, 50536	CENT Credit Union	ATM	10/02/2024
Greater Iowa	1145 SE University Ave, Waukee, IA, 50263	Greater Iowa Waukee Branch Drive thru	ATM	09/25/2024
DuTrac Community	915 Short Street, Decorah, IA, 52101	DuTrac Community Credit Union	ATM	09/09/2024
GreenState	1301 E 1st Street, Grimes, IA, 50111	GreenState Credit Union	ATM	08/06/2024
Veridian	2115 SW State Street, Ankeny, IA, 50023	Veridian	ATM	06/07/2024
Veridian	18909 Oakmont Dr, Omaha, NE, 68136	Veridian Credit Union	ATM	04/17/2024
GreenState	3057 N Scott Blvd, Iowa City, IA, 52245	Scooter's Coffee	ATM	02/09/2024
Premier	800 9th St, Des Moines, IA, 50309	Premier Credit Union	ATM	01/11/2024
Dupaco Community	1200 W. Main St, Manchester, IA, 52057	Dupaco Credit Union	ITM	12/05/2024
Community Choice	750 W. Hickman Road, Waukee, IA, 50263	Community Choice Credit Union	ITM	08/14/2024
Community Choice	10 La Frenz Ln, Marshalltown, IA, 50158	Community Choice Credit Union	ITM	04/16/2024
Members 1st Community	104 W. Anson Street, Marshalltown, IA, 50158	Members 1st Community	ITM	03/05/2024
Collins Community	601 E. Court Ave, Des Moines, IA, 50309	Collins Community Credit Union	ITM	02/09/2024
Collins Community	1655 Jordan Street, North Liberty, IA, 52317	Collins Community Credit Union	ITM	02/09/2024
Collins Community	5908 Winterberry Drive, Cedar Falls, IA, 50613	Collins Community Credit Union	ITM	02/09/2024
Collins Community	6260 Mills Civic Parkway, West Des Moines, IA, 50266	Collins Community Credit Union	ITM	02/09/2024
Total			18	

# Approved Foreign Credit Union Terminals

Credit Union	Address	Premise	Terminal Type	Approval Date
No Records Found				
Total			0	

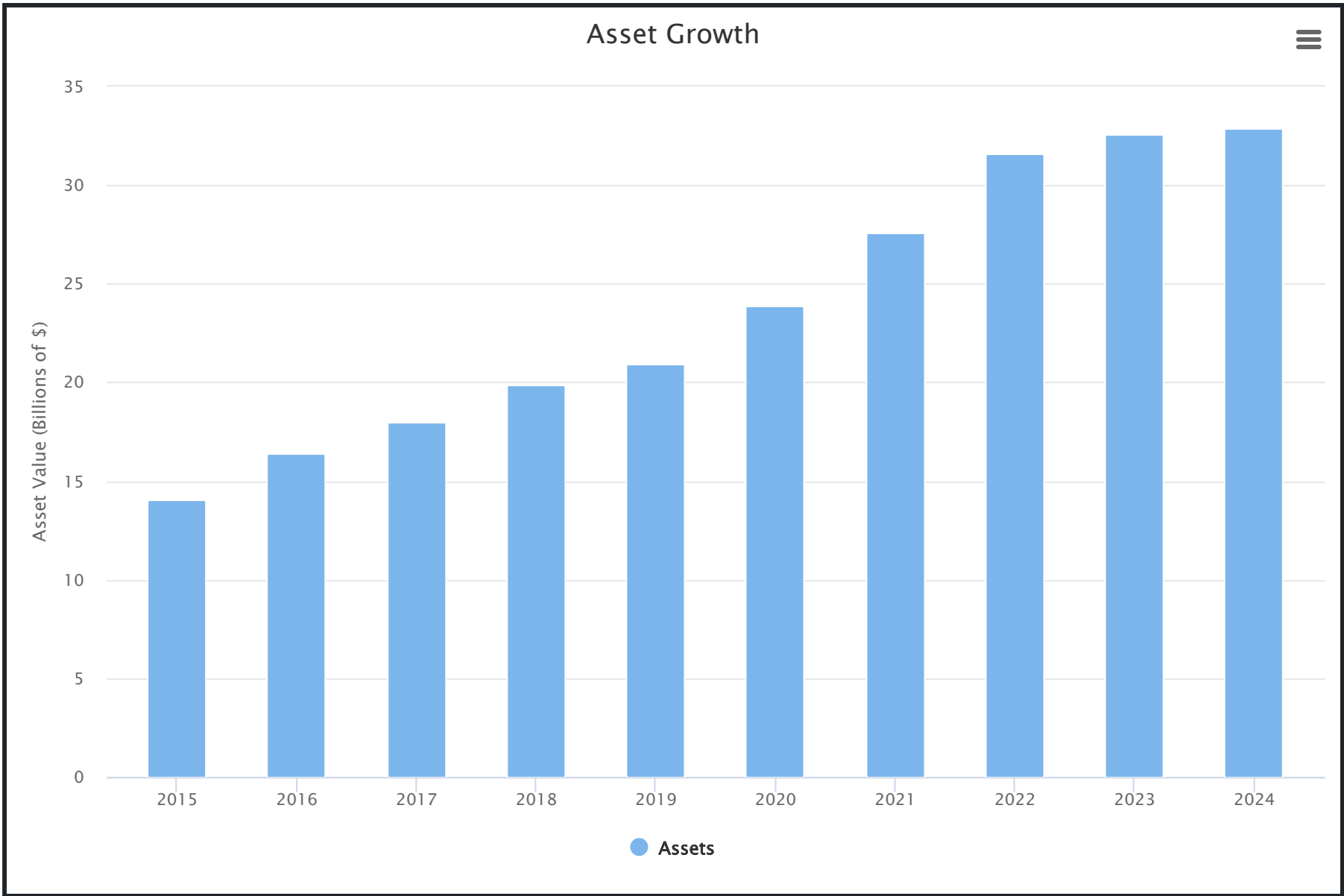


# Consolidated Financial Condition of Iowa State Chartered Credit Unions

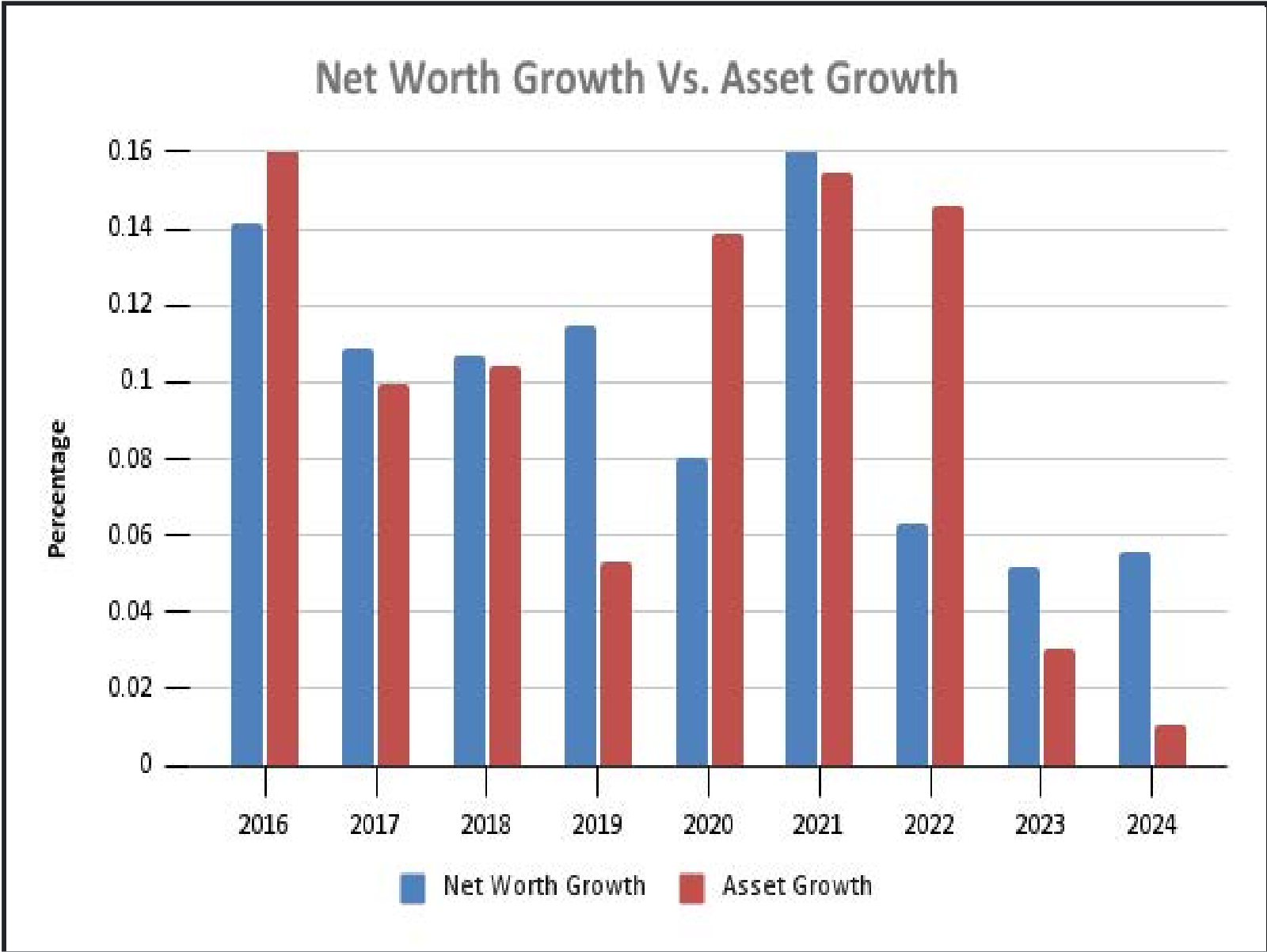
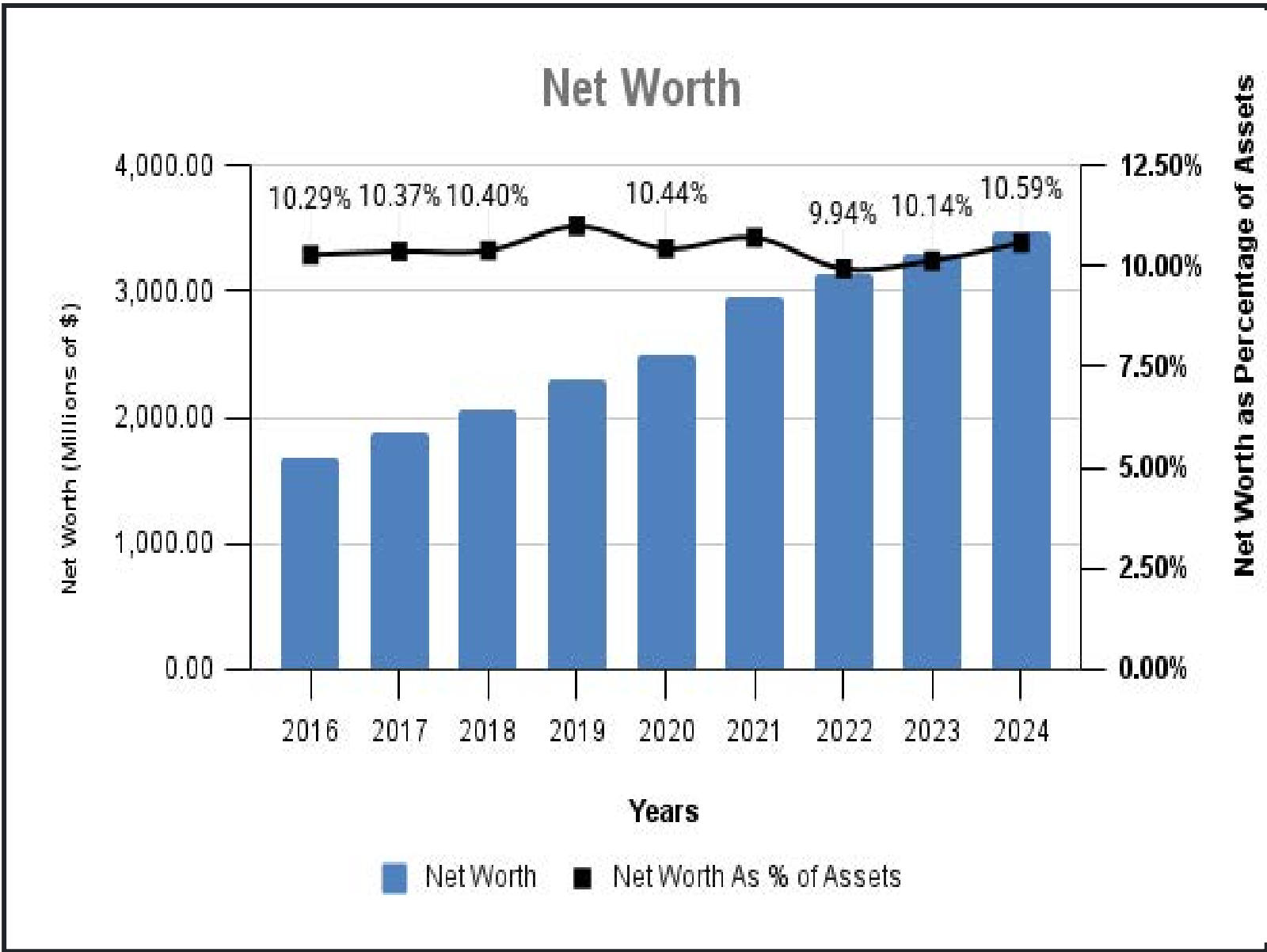
	12/31/2024	% Change	#!/\$ Change	12/31/2023
Number of Credit Unions	66	-3.03%	-2	68
Number of Members	1,650,359	1.72%	28,389	1,621,970
<b>ASSETS</b>				
Total Loans	26,392,920,672	.15 %	39,525,047	26,353,395,625
Allowance for Loan Loss	(343,706,653)	-11.75 %	45,780,231	(389,486,884)
Net Loans	26,049,214,019	.33 %	85,305,278	25,963,908,741
Loans Held For Sale	95,464,327	70.89%	39,602,426	55,861,901
Cash	3,064,672,061	17.48 %	455,924,830	2,608,747,231
Investments	1,958,977,817	-14.75 %	-339,042,716	2,298,020,533
Fixed Assets	677,685,689	3.55 %	23,234,413	654,451,276
Other Assets	836,001,659	10.27 %	77,841,825	758,159,834
Insurance Fund Deposit	238,709,714	1.65 %	3,883,099	234,826,615
TOTAL ASSETS	32,920,725,286	1.06 %	346,749,155	32,573,976,131
<b>LIABILITIES</b>				
Shares	5,077,680,763	-1.39 %	(71,442,610)	5,149,123,373
Share Drafts	5,278,863,321	3.34 %	170,676,694	5,108,186,627
Other Shares & Deposits	16,867,968,701	1.43 %	238,596,896	16,629,371,805
Total Savings	27,224,512,785	1.26 %	337,830,980	26,886,681,805
Other Liabilities	328,146,214	-6.79 %	(23,916,785)	352,062,999
Notes Payable	2,212,070,129	-7.78 %	(186,691,799)	2,398,761,928
Other Reserves	1,031,091,318	6.00 %	58,406,451	972,684,867
Undivided Earnings	2,194,777,588	7.58 %	154,713,127	2,040,064,461
Unrealized Gains/Losses	(137,212,054)	-1.59 %	2,222,481	(139,434,535)
Other Equity	67,339,306	6.63 %	4,184,693	63,154,613
Total Equity	3,155,996,158	7.48 %	219,526,752	2,936,469,406
TOTAL LIABILITIES & EQUITY	32,920,725,286	1.06 %	346,749,155	32,573,976,131
	3,155,996,158	7.46 %	219,020,027	2,936,976,131
Total Capital				

# Consolidated Income Statement of Iowa State Chartered Credit Unions

	12/31/2024	% of Income	12/31/2023	% of Income	% Change
<b>INCOME</b>					
Interest on Loans	\$1,407,883,347	71.83%	\$1,288,135,879	82.79%	9.30%
Less: Interest Refund	(\$491,658)	-.03%	(\$292,934)	-.02%	67.84%
Net Interest Income	\$1,407,391,689	71.81%	\$1,287,842,945	82.77%	9.28%
Other Interest Income	\$536,931	.03%	\$479,087	.00%	12.07%
Investment Income	\$214,985,526	10.97%	\$148,479,184	9.54%	44.79%
Fee Income	\$131,591,590	6.71%	\$119,669,821	7.69%	9.96%
Other Operating Income	\$205,388,356	10.48%	\$201,883,463	12.97%	1.74%
<b>TOTAL INCOME</b>	<b>\$1,959,894,092</b>	<b>100.00%</b>	<b>\$1,758,354,500</b>	<b>100.00%</b>	<b>11.46%</b>
<b>OPERATING EXPENSE</b>					
Compensation & Benefits	\$449,098,371	22.91%	\$424,747,884	24.16%	5.73%
Travel & Conference	\$5,432,624	.28%	\$5,881,018	.33%	-7.62%
Office Occupancy	\$58,290,355	2.97%	\$59,004,698	3.36%	-1.21%
Office Operations	\$140,125,346	7.15%	\$134,183,030	7.63%	4.43%
Education & Promotional	\$41,770,420	2.13%	\$42,400,243	2.41%	-1.49%
Loan Servicing	\$73,063,462	3.73%	\$71,539,885	4.07%	2.13%
Professional Services	\$78,193,315	3.99%	\$76,464,996	4.35%	2.26%
Provision for Loan and Lease Losses	\$101,726,256	5.19%	\$226,803,278	12.90%	-55.15%
Member Insurance	\$56,357	.00%	\$70,487	.00%	-20.05%
Examination Fee	\$2,498,052	.13%	\$2,602,382	.15%	-4.01%
Miscellaneous	\$17,579,283	0.90%	\$17,678,788	1.01%	-.56%
<b>TOTAL OPERATING EXPENSE</b>	<b>\$967,833,841</b>	<b>49.38%</b>	<b>\$1,061,376,689</b>	<b>60.36%</b>	<b>-8.81%</b>
<b>INTEREST EXPENSE</b>					
Dividends on Shares	\$557,851,040	28.46%	\$428,589,633	24.37%	30.16%
Interest on Deposits	\$138,807,620	7.08%	\$89,082,110	5.07%	55.82%
Interest on Borrowed Funds	\$99,946,410	5.10%	\$104,248,312	5.93%	-4.13%
<b>TOTAL INTEREST EXPENSE</b>	<b>\$796,605,070</b>	<b>40.65%</b>	<b>\$621,920,055</b>	<b>35.37%</b>	<b>28.09%</b>
Gain/(Loss) Fixed Assets	(\$1,779,852)	-.09%	(\$1,284,326)	-.07%	38.58%
Gain/(Loss) Investments	\$9,236,508	.47%	\$24,752,272	1.41%	-62.68%
Gain/(Loss) on Other Assets	\$11,417,395	.58%	(\$8,003,489)	-.46%	-242.66%
Non-Operating Income	\$1,532,933	.08%	\$943,028	.05%	62.55%
Net Income Before Required Reserve Transfers	\$215,862,165	11.01%	\$91,365,241	5.20%	135.26%
Required Reserve Transfers	\$0	.00%	\$0	.00%	.00%
<b>NET INCOME</b>	<b>\$215,862,165</b>	<b>11.01%</b>	<b>\$91,365,241</b>	<b>5.20%</b>	<b>136.26%</b>



Iowa's 66 state-chartered credit unions reported total assets of \$33 billion as of December 31, 2024. The graph above depicts steady asset growth over the last 10 years. Iowa's state-chartered credit unions make up 97% of all credit unions operating within our state. This is the 2nd largest concentration of state-chartered credit unions in the nation. This is an indication that Iowa's credit unions are growing and meeting their members' needs.



# Iowa Credit Unions by City

Location\Name	Address	Total Assets	Net Loans	Savings & Deposits	Other Liabilities	Net Worth	Other Equity
Ames							
Greater Iowa	1509 Baltimore Drive	653,708,048	531,496,613	577,924,168	19,767,163	60,117,545	(354,365)
River Valley	2811 E 13th Street	107,642,650	64,187,980	94,837,314	729,645	12,082,829	0
Bettendorf							
Ascentra	2019 Grant Street	543,907,511	398,165,957	466,704,101	22,793,849	55,988,410	(1,362,289)
Burlington							
Burlington Municipal Employees	418 Valley Street	4,474,233	3,418,661	3,823,009	15,490	635,734	0
Casebine Community	485 West Burlington Avenue	27,708,649	13,903,098	21,638,893	292,406	5,819,476	0
Camanche							
1st Gateway	Highway 67 N	164,222,316	124,645,126	140,617,095	777,812	22,827,409	0
Cedar Falls							
Cedar Falls Community	123 W 4th Street	211,765,285	166,347,059	175,744,393	1,535,557	34,929,123	0
Unite	403 Washington St	21,606,262	7,597,850	18,839,636	48,902	2,724,872	0
Cedar Rapids							
Collins Community	1005 Blairs Ferry Road NE	1,618,943,171	1,215,441,139	1,397,034,927	123,581,343	120,478,460	(22,404,897)
Corda	3015 Blairs Ferry Road NE	686,675,853	588,317,053	534,331,764	81,902,603	72,295,815	(1,492,491)
Metco	115 8th Avenue SW	53,316,976	31,633,302	44,262,110	286,271	8,768,595	0
Quaker Oats	3535 Center Point Road NE	12,240,410	5,830,389	10,176,512	95,718	1,989,135	0
St Ludmila's	211 21st Ave SW	345,292	248,114	232,599	2,878	109,815	0
Teamsters Local #238	5050 J Street SW	7,885,480	3,200,550	7,345,585	55,305	484,590	0
Centerville							
Industrial Employees	1513 S 18th Street	8,908,272	5,660,063	6,939,836	22,496	1,945,940	0
Charles City							
Family Community	1211 N Grand Avenue	23,271,391	8,300,174	20,347,301	160,873	2,763,217	0
Cherokee							
North Star Community	1207 N Second Street	161,539,281	119,124,579	142,614,974	1,371,377	14,637,930	0
Clinton							
Aegis	1200 North 2nd Street	26,093,307	16,801,622	21,555,514	650,039	3,887,754	0
Council Bluffs							
North Western Employees	1411 W Broadway	10,350,711	4,888,820	8,299,405	25,369	2,025,937	0
Davenport							
The Family	1530 W 53rd Street	257,884,806	147,178,287	222,939,176	1,848,838	33,096,792	0

# Iowa Credit Unions by City

Location\Name	Address	Total Assets	Net Loans	Savings & Deposits	Other Liabilities	Net Worth	Other Equity
Des Moines							
Affinity	475 NW Hoffman Lane	148,645,606	103,411,866	129,873,610	2,471,093	17,711,388	(1,236,402)
Capitol View	623 E 12th Street	44,467,092	25,415,548	36,320,673	107,983	8,038,436	0
Des Moines Fire Department	1330 Mulberry Street	3,377,124	1,994,294	2,580,634		796,490	0
Des Moines Metro	100 University Avenue	70,337,593	39,132,358	60,677,947	995,431	8,674,341	0
Journey	1400 2nd Avenue	88,145,154	52,377,098	73,004,057	788,228	14,270,587	0
Polk County	111 Court Avenue - Adm Bldg	5,442,101	3,754,780	4,242,133	-28	1,199,996	0
Premier	800 9th Street	338,736,189	299,481,144	294,849,859	8,708,926	30,232,678	(55,274)
Serve	423 E Court Ave	96,898,730	75,831,767	79,889,548	804,509	16,206,797	(2,124)
Dubuque							
AIM	1200 Associates Drive, Suite 102	188,296,718	122,529,063	163,489,405	760,610	23,936,130	(262,130)
Dubuque Postal Employees	1155 Loras Blvd	4,221,526	1,232,628	3,593,111	7,225	621,190	0
Dupaco Community	1000 Jackson St.	3,438,239,601	2,332,297,698	2,697,657,846	396,901,779	409,586,529	(75,083,000)
DuTrac Community	3465 Asbury Road	1,179,126,099	894,265,089	1,049,868,357	11,314,921	131,897,239	(13,620,805)
Holy Ghost Parish	66 W. 32nd St.	29,593,921	951,065	26,238,739	5,949	3,349,233	0
Estherville							
Employees	2714 Central Avenue	174,076,159	90,084,642	138,621,401	715,950	34,508,796	0
Fort Dodge							
Citizens Community	2012 1st Avenue South	227,015,188	164,050,312	182,236,881	2,174,192	42,604,115	0
Fort Dodge Family	407 2nd Avenue S	40,589,779	24,267,090	35,036,763	410,960	5,142,056	0
Fort Madison							
DuPont Employees	801 35th Street	6,269,812	3,984,972	5,517,755	5,347	746,710	0
Humboldt							
Power Co-op Employees	1208 N 13th Street	70,296,366	45,305,680	59,645,776	344,891	10,305,699	0
Jesup							
St Athanasius	1255 3rd Street	636,353	446,608	528,827	565	106,961	0
Johnston							
Community Choice	6163 NW 86th Street, Suite 105	809,924,929	665,200,569	669,754,061	37,593,336	98,106,519	(415,309)
Keokuk							
Lee County	123 Boulevard Road, Ste. 5	3,304,965	2,427,136	2,334,732	3,111	967,122	0
SECU	3200 Main Street	1,664,475	1,100,943	1,088,087	6,254	570,134	0
Marshalltown							
Lennox Employees	1004 E Main Street	66,745,884	38,498,225	60,788,586	202,065	6,229,106	(473,873)
Members 1st Community	910 S 12th Avenue	271,103,288	174,552,146	243,009,327	2,333,892	26,658,715	(843,730)

# Iowa Credit Unions by City

Location\Name	Address	Total Assets	Net Loans	Savings & Deposits	Other Liabilities	Net Worth	Other Equity
Mason City							
ACE	1028 14th Street SE	7,374,362	1,901,308	5,914,760	3,936	1,455,666	0
CENT	25 W State Street	169,306,762	121,707,424	149,455,938	577,428	19,273,396	0
Gas & Electric Employees	1602 S Monroe Ave, Suite 1	4,415,284	2,682,850	2,348,580	13,173	2,053,531	0
Iowa Heartland	1602 S Monroe Avenue	28,797,070	14,254,984	22,355,874	117,196	4,832,000	0
North Iowa Community	P.O. Box 1248	118,220,245	104,244,359	106,470,921	1,473,436	10,329,063	0
Mount Pleasant							
5 Star Community	P.O. Box 28	50,782,352	36,963,284	41,992,341	911,738	4,123,645	(876,372)
Muscatine							
Members Community	159 Colorado Street	92,506,359	59,957,846	77,429,034	4,473,071	10,651,059	(46,805)
Newton							
Advantage	121 W Third Street N	102,791,665	75,309,927	82,577,892	434,027	13,660,746	0
North Liberty							
GreenState	2355 Landon Road	10,640,946,533	9,108,113,417	7,765,487,087	1,267,228,682	985,157,752	0
Ottumwa							
Community 1st	1100 Hutchinson Ave	1,039,234,797	880,085,238	890,773,017	10,067,251	109,159,863	(2,866,334)
Meridian	1206 N. Jefferson	34,306,795	13,089,440	28,948,267	70,054	5,323,279	(34,805)
River Community	644 W 2nd Street	29,577,749	20,427,914	25,266,469	129,258	4,182,022	0
Sioux City							
Sioux Valley Community	1120 Sixth Street	39,047,769	22,966,377	34,419,310	150,853	4,513,576	0
Telco Triad Community	3098 Floyd Blvd	150,470,778	115,520,288	121,295,852	462,201	17,050,186	0
Urbandale							
Midland	2891 106th Street	96,605,048	61,789,236	72,117,915	4,147,779	10,533,354	0
Waterloo							
Allen Hospital Personnel	1825 Logan Avenue	5,555,487	3,442,203	4,423,224	30,560	1,101,703	0
Public Employees	624 Franklin Street	36,191,386	12,541,979	31,509,284	67,009	4,615,093	0
Veridian	1827 Ansborough Avenue	7,960,128,611	6,858,140,556	6,484,241,352	522,335,407	881,240,992	(13,054,453)
Waterloo Firemen's	425 E 3rd Street	2,822,674	2,134,809	2,462,084	30,391	330,199	0
Webster City							
Peoples	310 First Street	89,140,364	63,726,321	74,066,562	1,556,901	9,510,171	0
West Des Moines							
Financial Plus	1831 25th Street	218,358,912	156,779,346	188,041,387	1,472,565	30,419,942	(1,574,982)
First Class Community	2051 Westown Parkway	94,499,728	37,752,253	86,930,183	254,177	8,522,525	(1,151,614)

# Asset Ranking of Iowa State Chartered Credit Unions

Rank	Name	Total Assets
1	GreenState *	\$10,640,946,533
2	Veridian *	\$7,960,128,611
3	Dupaco Community *	\$3,438,239,601
4	Collins Community *	\$1,618,943,171
5	DuTrac Community	\$1,179,126,099
6	Community 1st *	\$1,039,234,797
7	Community Choice	\$809,924,929
8	Corda	\$686,675,853
9	Greater Iowa *	\$653,708,048
10	Ascentra *	\$543,907,511
11	Premier	\$338,736,189
12	Members 1st Community *	\$271,103,288
13	The Family *	\$257,884,806
14	Citizens Community	\$227,015,188
15	Financial Plus	\$218,358,912
16	Cedar Falls Community *	\$211,765,285
17	AIM	\$188,296,718
18	Employees	\$174,076,159
19	CENT	\$169,306,762
20	1st Gateway	\$164,222,316
21	North Star Community	\$161,539,281
22	Telco Triad Community *	\$150,470,778
23	Affinity *	\$148,645,606
24	North Iowa Community	\$118,220,245
25	River Valley *	\$107,642,650
26	Advantage	\$102,791,665
27	Serve	\$96,898,730
28	Midland	\$96,605,048
29	First Class Community *	\$94,499,728
30	Members Community	\$92,506,359
31	Peoples *	\$89,140,364
32	Journey	\$88,145,154
33	Des Moines Metro *	\$70,337,593
34	Power Co-op Employees	\$70,296,366
35	Lennox Employees	\$66,745,884
36	Metco	\$53,316,976
37	5 Star Community *	\$50,782,352
38	Capitol View	\$44,467,092
39	Fort Dodge Family	\$40,589,779
40	Sioux Valley Community *	\$39,047,769
41	Public Employees	\$36,191,386
42	Meridian	\$34,306,795
43	Holy Ghost Parish	\$29,593,921
44	River Community *	\$29,577,749
45	Iowa Heartland	\$28,797,070
46	Casebine Community *	\$27,708,649
47	Aegis	\$26,093,307
48	Family Community	\$23,271,391
49	Unite *	\$21,606,262



# Asset Ranking of Iowa State Chartered Credit Unions

Rank	Name	Total Assets
50	Quaker Oats	\$12,240,410
51	North Western Employees *	\$10,350,711
52	Industrial Employees	\$8,908,272
53	Teamsters Local #238	\$7,885,480
54	ACE	\$7,374,362
55	DuPont Employees	\$6,269,812
56	Allen Hospital Personnel *	\$5,555,487
57	Polk County	\$5,442,101
58	Burlington Municipal Employees	\$4,474,233
59	Gas & Electric Employees	\$4,415,284
60	Dubuque Postal Employees	\$4,221,526
61	Des Moines Fire Department	\$3,377,124
62	Lee County	\$3,304,965
63	Waterloo Firemen's	\$2,822,674
64	SECU	\$1,664,475
65	St Athanasius	\$636,353
66	St Ludmila's	\$345,292

\* Denotes those credit unions designated as low income credit unions.